

# **CORKSCREW FARMS COMMUNITY DEVELOPMENT DISTRICT**

**MAY 15, 2024**

## **AGENDA PACKAGE**

**Microsoft Teams meeting; [Join the meeting now](#)**

*Meeting ID: 275 267 417 899  
Passcode: hEKdKy*

*Call in (audio only) +1 646-838-1601  
Phone Conference ID: 849 801 279#*



2005 PAN AM CIRCLE, SUITE 300  
TAMPA, FL 33067

# Corkscrew Farms Community Development District

## Board of Supervisors

Joseph Cameratta, Chairman  
Anthony Cameratta, Vice Chairperson  
Eileen Henrietta Barrett, Assistant Secretary  
Vacant, Assistant Secretary  
Russell Cameratta, Assistant Secretary

## District Staff

Brian Lamb, District Manager  
Greg Urbancic, District Counsel  
Carl A. Barraco., District Engineer

## Regular Meeting Agenda

Wednesday, May 15, 2024, at 1:30 p.m.

The Regular Meeting of **Corkscrew Farms Community Development District** will be held on **May 15, 2024, at 1:30 p.m., at The offices of Cameratta Companies located at 21101 Design Parc Ln. Suite #103, Estero, FL 33928.** Please let us know 24 hours before the meeting if you wish to call in for the meeting.

**Microsoft Teams meeting; [Join the meeting now](#)**

*Meeting ID: 275 267 417 899  
Passcode: hEKdKy*

*Call in (audio only) +1 646-838-1601  
Phone Conference ID: 849 801 279#*

*All cellular phones and pagers must be turned off during the meeting.*

## REGULAR MEETING OF THE BOARD OF SUPERVISORS

### 1. CALL TO ORDER/ROLL CALL

### 2. PUBLIC COMMENT ON AGENDA ITEMS *(Each individual has the opportunity to comment and is limited to three (3) minutes for such comment)*

### 3. STAFF REPORTS

#### A. District Counsel

- i. Memorandum New Ethics Training Requirements

#### B. District Engineer

#### C. District Manager

- i. Discussion on Expansion of the Basketball Court

### 4. BUSINESS ITEMS

#### A. Consideration of Appointment of Vacant Seat

#### B. Consideration of Resolution 2024-01; Re-Designation of Officers

#### C. Consideration of Grant of Utility Easement Relating to Corkscrew Road Widening-Under Separate Cover

#### D. Consideration of Resolution 2024-02; Approving Fiscal Year 2025 Proposed Budget & Setting Public Hearing

#### E. Announcement of Qualified Electors

#### G. 2024 Election Process

#### H. Consideration of Resolution 2024-03; Requesting Supervisors of Elections to Conduct General Elections

#### I. General Matters of the District

## **5. CONSENT AGENDA**

- A. Approval of Minutes of the August 29, 2023, Continued Public Hearing & Regular Meeting
- B. Consideration of Operation and Maintenance Expenditures July – December 2023
- C. Consideration of Operation and Maintenance Expenditures January – April 2024
- D. Acceptance of the Financials and Approval of the Check Register for July – December 2023
- E. Acceptance of the Financials and Approval of the Check Register for January - April 2024

## **6. SUPERVISOR REQUESTS AND AUDIENCE COMMENTS**

## **7. ADJOURNMENT**

## MEMORANDUM

**To:** District Board of Supervisors

**From:** Gregory L. Urbancic, Esq.  
Meagan E. Magaldi, Esq.

**Re:** New Ethics Training Requirements Effective January 1, 2024

---

Pursuant to Section 112.3142, *Florida Statutes*, beginning January 1, 2024, all Supervisors of a community development district organized and existing under the Uniform Community Development District Act of 1980, Chapter 190, *Florida Statutes*, will be required to complete four (4) hours of ethics training each calendar year (“Ethics Training”). The four (4) hours of Ethics Training shall be allocated amongst the following categories: two (2) hours of ethics law, one (1) hour of Sunshine law, and one (1) hour of Public Records law. Supervisors will report their 2024 training when they fill out their Form 1 (Statement of Financial Interests) for the 2025 year by checking a box confirming that they have completed the annual Ethics Training.

The Ethics Training may be completed online, or at a continuing legal education class or other continuing professional education class, seminar, or presentation, provided the required subject matter is covered. It is highly recommended that you keep a record of all trainings, classes, seminars, and/or presentations completed or attended which are used to satisfy the Ethics Training requirements. This record may include date and time of completion. At this time, there is no requirement to submit a certificate of completion of the Ethics Training. However, the Florida Commission on Ethics (“COE”) advises that Supervisors maintain a record in the event they are asked to provide proof of completion of the Ethics Training. Please note that the four (4) hours of the Ethics Training do not have to be completed all at once.

The COE has compiled a list of resources on their website, a link to which can be found below. We recommend that you review the COE website. The COE website has several free online resources and links to resources that Supervisors might find helpful, including free training for the two (2) hour ethics portion and links to outside trainings which can be used to satisfy the other categories of the Ethics Training. For your convenience, links to the trainings provided by the COE and the outside trainings referenced on the COE website are listed below.

1. **General Resource: Florida Commission on Ethics** - [Training - Ethics \(state.fl.us\)](https://www.state.fl.us/coe/training-ethics)

2. **Free Training Programs:**

- a. **Ethics law** - The COE provides several free training videos (audio/visual or audio only) covering specific ethics law topics. Please note that two “hours” in the category of ethics law are required annually. Pursuant to CEO 13-15, “hours” may be measured in fifty (50) minute increments so you should ensure you satisfactorily complete sufficient programs to satisfy the two-hour ethics requirement if choosing a combination of training videos listed below.

- State Ethics Laws for Constitutional Officers & Elected Municipal Officers  
[Video Tutorial](#)
  - Business and Employment Conflicts and Post-Public-Service Restriction  
[Video Tutorial](#)
  - Financial Disclosure - Form 1  
[Video Tutorial](#)
  - Gifts  
[Video Tutorial](#)
  - Voting Conflicts - Local Officers  
[Video Tutorial](#)
- b. **Sunshine law and Public Records law** - The Office of the Attorney General offers a free two-hour online course (audio only) which satisfies both the one-hour Sunshine law and one-hour Public Records law portions of the annual training requirement.
- [Video Tutorial](#)

### 3. Other Training Programs

- a. Florida State University's Florida Institute of Government offers a "4-Hour Ethics Course" which satisfies the annual requirement to attend two hours of ethics law, one hour of Sunshine law, and one hour of Public Records law. The course is available online 24/7 and may be paused and resumed at your convenience. The registration fee is \$79.00.
- [4-Hour Ethics Course](#)
- b. The Florida Bar offers a course titled "Sunshine Law, Public Records and Ethics for Public Officers and Public Employees" which satisfies the annual requirement to attend two hours of ethics law, one hour of Sunshine law, and one hour of Public Records law. The course is available online 24/7 and may be paused and resumed at your convenience. The registration fee is \$325.00. Please note that this course exceeds the four-hour requirement (duration is 5 hours, 18 minutes), is significantly more expensive than the other options, and the material is tailored for attorneys.
- [Sunshine Law, Public Records and Ethics for Public Officers and Public Employees](#)
- c. Other training options will likely be added over time by other education organizations.

If you have any questions regarding this new law, or need any additional assistance with locating resources or classes to satisfy any portion of the Ethics Training, please contact the District Manager, or myself.

**From:** Sara Hines

**Sent:** Thursday, January 18, 2024 2:55:09 PM

**To:** [brian.lamb@inframark.com](mailto:brian.lamb@inframark.com) <[brian.lamb@inframark.com](mailto:brian.lamb@inframark.com)>

**Cc:** Pat Hamre <[BOD\\_AtLarge@tpcorkscrew.com](mailto:BOD_AtLarge@tpcorkscrew.com)>

**Subject:** The Place at Corkscrew Green Space

Hello,

We would like to discuss the green space within our community to expand the basketball court. It is our understanding after speaking with the county they are fine with it, but we would need approval from the CDD.

Can we get this on the Feb meeting agenda? What else do you need from us to get this started?

Sara Hines

BOD Secretary

# THOMAS M. BUTLER

17571 Kinzie Lane  
Estero, FL 33928  
951-813-5195

---

Brian Lamb  
Inframark  
2005 Pan Am Circle Suite 300  
Tampa FL 33607  
[brian.lamb@inframark.com](mailto:brian.lamb@inframark.com)

Re: Corkscrew Farms CDD Board Vacancy

May 9, 2024

Dear Mr. Lamb,

Pursuant to our conversation, this letter is to submit my application to be appointed to fill a vacancy on the CDD board for Seat 4 previously held by Cheryl Smith. I will not be able to attend the board meeting on May 15 in person, but I have requested to be able to participate virtually if possible.

Attached is my professional résumé. The following is a brief summary of my background. I attended college on a National Merit Finalist academic scholarship based on scoring in the top one percent of the SAT, graduating with honors in Political Science. I then obtained my Juris Doctor from a top 25 law school in Virginia. Following graduation I worked for the Natural Resources Cabinet for the Commonwealth of Kentucky before relocating to Southern California in the early 1990s. I subsequently served as an assistant District Attorney for San Bernardino county, and spent the last 20 years of my career as defense counsel for Liberty Mutual Insurance, litigating cases in four different Southern California counties. I've also served as a Pro Tem judge in both Riverside and San Bernardino counties in traffic, small claims, and civil cases.

I also served for 10 years on various committees and commissions in the city of Murrieta where I formally lived, the last eight years as a member of the Planning Commission, two years as Chair, during a time when it was one of the fastest growing cities in the nation. Our responsibilities included reviewing and updating the municipal code, reviewing and approving commercial and residential development projects, and reviewing and making recommendations for the budget of approximately \$25 million for a city of 110,000 people.

After retiring at the end of 2021, I moved to The Place at Corkscrew in January 2022, and was elected the first Vice President of the resident run HOA in June of that year where I have become familiar with Florida HOA and CDD laws. My term ends in June and I do not plan to run again, but I want to continue to serve my community by contributing my knowledge and experience to the CDD board, which I understand will be transitioning to a resident run board soon. I'll be happy to answer any questions the board might have and appreciate your consideration of my application.

Thomas M. Butler  
Vice President, The Place Master Association

CC: Joseph Cameratta, Anthony Cameratta, Eileen Barrett, Russell Cameratta

# THOMAS M. BUTLER

17571 Kinzie Lane  
Estero, FL 33928  
951-813-5195

---

## SELECTED PROFESSIONAL EXPERIENCE

### **Law Offices of Muhar, Garber, Av & Duncan**

***Ontario, California***

Senior Field Legal Counsel

2001-2021

- Defense counsel for Fortune 500 major insurance company, responsible for preparing and trying civil trials representing insureds in personal injury, property and casualty matters in Riverside, San Bernardino, Orange, and Los Angeles County courts, attending depositions, mediations, and arbitrations, working with expert witnesses, primarily on cases involving high exposure.

### **San Bernardino County District Attorney**

***Rancho Cucamonga, California***

Deputy District Attorney

1999-2001

- Responsible for preparing and trying criminal trials in both adult and juvenile San Bernardino County criminal courts, brief and try all types of motions, brief and argue appellate appearances, review reports of law enforcement agencies and determine what criminal charges to file, interview prospective witnesses and prepare them for trials and motions.

## PROFESSIONAL MEMBERSHIPS

- Past or present licenses: State of California, Commonwealth of Kentucky
- Admitted: Central Federal District Court of California, 1994, Eastern and Western Federal Courts of Kentucky, 1987, State Courts for California and Kentucky.
- Pro Tem: San Bernardino and Riverside Counties
- Present or Past Member: California Bar Association, San Bernardino and West Valley Bar Association, J. Reuben Clark Society, Riverside County Barristers, Riverside and Southwest Riverside County Bar Associations, American Bar Association, Kentucky Bar Association.

## EDUCATION

### **WASHINGTON & LEE SCHOOL OF LAW (Juris Doctor)**

***Lexington, Virginia***

#### Highlights:

- Member, Texas Trial Lawyers Association Mock Trial Team
- Third Year Practice Attorney, Legal Aid Clinical Program
- Columnist, W & L Law News
- Member, A.B.A. Law Student Division
- Member, Phi Alpha Delta Legal Fraternity

### **UNIVERSITY OF LOUISVILLE (B.A. with Honors, Political Science)**

***Louisville, Kentucky***

#### Highlights:

- National Merit Finalist Academic Scholarship
- Dean's Scholar (4.0 G.P.A.) or Dean's List all semesters
- Omicron Delta Kappa Honorary Society
- Pi Sigma Alpha Political Science Honorary Society
- Tau Kappa Epsilon Fraternity Top Scholar 1979-1980



## RESOLUTION 2024-01

### **A RESOLUTION OF THE BOARD OF SUPERVISORS DESIGNATING THE OFFICERS OF CORKSCREW FARMS COMMUNITY DEVELOPMENT DISTRICT AND PROVIDING FOR AN EFFECTIVE DATE.**

**WHEREAS**, Corkscrew Farms Community Development District (the “District”), is a local unit of special-purpose government created and existing pursuant to Chapter 190, Florida Statutes, being situated entirely within the County of Lee; and

**WHEREAS**, pursuant to Section 190.006(2), Florida Statutes, a landowners meeting was held for the purpose of electing supervisors of the District; and

**WHEREAS**, the Board of Supervisors (hereinafter the “Board”) now desires to designate the Officers of the District per F.S. 190.006(6).

### **NOW, THEREFORE, BE IT RESOLVED BY THE BOARD OF SUPERVISORS OF CORKSCREW FARMS COMMUNITY DEVELOPMENT DISTRICT:**

1. The following persons are elected to the offices shown, to wit:

<u>Joseph Cameratta</u>	Chairman
<u>Anthony Cameratta</u>	Vice-Chairman
<u>Brian Lamb</u>	Secretary
<u>Eric Davidson</u>	Treasurer
<u>Eileen Henrietta Barrett</u>	Assistant Secretary
<u>Russell Cameratta</u>	Assistant Secretary
<u>Thomas M. Butler</u>	Assistant Secretary

2. This Resolution shall become effective immediately upon its adoption.

**PASSED AND ADOPTED THIS 15<sup>th</sup> DAY OF MAY 2024.**

**ATTEST:**

**CORKSCREW FARMS COMMUNITY  
DEVELOPMENT DISTRICT**

\_\_\_\_\_  
Print Name: \_\_\_\_\_  
Secretary/ Assistant Secretary

\_\_\_\_\_  
Print Name: \_\_\_\_\_  
Chair/ Vice Chair

## RESOLUTION 2024-02

**A RESOLUTION OF THE BOARD OF SUPERVISORS OF THE CORKSCREW FARMS COMMUNITY DEVELOPMENT DISTRICT APPROVING A PROPOSED OPERATION AND MAINTENANCE BUDGET FOR FISCAL YEAR 2024/2025; SETTING A PUBLIC HEARING THEREON PURSUANT TO FLORIDA LAW; ADDRESSING TRANSMITTAL, POSTING, AND PUBLICATION REQUIREMENTS; AND PROVIDING AN EFFECTIVE DATE.**

**WHEREAS**, the District Manager prepared and submitted to the Board of Supervisors (“**Board**”) of the Corkscrew Farms Community Development District (“**District**”) prior to June 15, 2024 a proposed operation and maintenance budget for the fiscal year beginning October 1, 2024 and ending September 30, 2025 (“**Proposed Budget**”); and

**WHEREAS**, the Board has considered the Proposed Budget and desires to approve the Proposed Budget and set the required public hearing thereon.

**NOW, THEREFORE, BE IT RESOLVED BY THE BOARD OF SUPERVISORS OF THE CORKSCREW FARMS COMMUNITY DEVELOPMENT DISTRICT:**

1. **PROPOSED BUDGET APPROVED.** The Proposed Budget, including any modifications made by the Board, attached hereto as **Exhibit A** is hereby approved as the basis for conducting a public hearing to adopt said Proposed Budget.

2. **SETTING A PUBLIC HEARING.** The public hearing on said Proposed Budget is hereby declared and set for the following date, hour, and location:

DATE: August 21, 2024

HOURL: 1:30 p.m

LOCATION: Offices of Cameratta Companies  
21101 Design Parc Ln. Suite #103  
Estero, FL 33928

3. **TRANSMITTAL OF PROPOSED BUDGET TO LOCAL GENERAL PURPOSE GOVERNMENT.** The District Manager is hereby directed to submit a copy of the Proposed Budget to Lee County at least 60 days prior to the hearing set above.

4. **POSTING OF PROPOSED BUDGET.** In accordance with Section 189.016, Florida Statutes, the District’s Secretary is further directed to post the Proposed Budget on the District’s website at least 2 days before the budget hearing date and shall remain on the website for at least 45 days.

5. **PUBLICATION OF NOTICE.** Notice of this public hearing shall be published in the manner prescribed by Florida law.

6. **EFFECTIVE DATE.** This Resolution shall take effect immediately upon adoption.

**PASSED AND ADOPTED ON MAY 15, 2024.**

Attest:

**Corkscrew Farms Community  
Development District**

\_\_\_\_\_  
Print Name: \_\_\_\_\_  
Secretary / Assistant Secretary

\_\_\_\_\_  
Print Name: \_\_\_\_\_  
Chair/Vice Chair of the Board of Supervisors

**Exhibit A: Proposed Budget for Fiscal Year 2024/2025**

Corkscrew Farms  
Community Development District

***Annual Operating and Debt Service Budget***

**Fiscal Year 2025**

Preliminary Budget

Prepared by:



Corkscrew Farms  
Community Development District

**Operating Budget**

Fiscal Year 2025

# Corkscrew Farms

## Community Development District

---

### Table of Contents

	<u>Page #</u>
 <b><u>OPERATING BUDGET</u></b>	
General Fund	
Summary of Revenues, Expenditures and Changes in Fund Balances .....	1
Exhibit A - Allocation of Fund Balances .....	2
Budget Narrative .....	3 - 5
 <b><u>DEBT SERVICE BUDGETS</u></b>	
Series 2016	
Summary of Revenues, Expenditures and Changes in Fund Balances .....	6
Amortization Schedule .....	7 - 8
Budget Narrative .....	9
 Series 2017	
Summary of Revenues, Expenditures and Changes in Fund Balances .....	10 -11
Amortization Schedule .....	12 - 13
Budget Narrative .....	14
 <b><u>SUPPORTING BUDGET SCHEDULES</u></b>	
Non-Ad Valorem Assessment Summary .....	15

**Summary of Revenues, Expenditures and Changes in Fund Balances**

General Fund

Fiscal Year 2025 Budget

<i>ACCOUNT DESCRIPTION</i>	<b>ADOPTED BUDGET FY 2024</b>	<b>ACTUAL THRU 4/30/24</b>	<b>PROJECTED May- 10/1/2024</b>	<b>TOTAL PROJECTED FY 2024</b>	<b>% +/-) Budget</b>	<b>ANNUAL BUDGET FY 2025</b>
<b>REVENUES</b>						
Interest - Investments	\$ -	\$ -	\$ -	\$ -	0%	\$ -
Operations & Maintenance Assmts - On Roll	93,210	93,968	-	93,968	1%	\$ 93,210
<b>TOTAL REVENUES</b>	<b>\$ 93,210</b>	<b>\$ 93,968</b>	<b>\$ -</b>	<b>\$ 93,968</b>		<b>\$ 93,210</b>
<b>EXPENDITURES</b>						
<b>Financial and Administrative</b>						
Supervisor Fees	\$ -	\$ -	\$ -	\$ -	0%	\$ -
District Management	34,000	19,833	14,167	34,000	0%	34,000
Website Admin Services	1,500	899	601	1,500	0%	1,500
District Engineer	9,000	1,878	7,122	9,000	0%	9,000
District Counsel	9,500	378	9,122	9,500	0%	9,500
Trustees Fees	10,700	10,374	326	10,700	0%	10,700
Auditing Services	6,800	-	6,800	6,800	0%	6,800
Postage, Phone, Faxes, Copies	150	18	132	150	0%	150
Legal Advertising	1,000	1,402	-	1,402	40%	1,000
Bank Fees	100	-	100	100	0%	100
Dues, Licenses & Fees	1,500	1,500	-	1,500	0%	1,500
Onsite Office Supplies	126	-	126	126	0%	126
Website ADA Compliance	1,500	1,500	-	1,500	0%	1,500
Disclosure Report	4,200	1,225	2,975	4,200	0%	4,200
Misc Admin	230	-	230	230	0%	230
<b>Total Financial and Administrative</b>	<b>\$ 80,306</b>	<b>\$ 39,007</b>	<b>\$ 41,701</b>	<b>\$ 80,708</b>		<b>\$ 80,306</b>
<b>Insurance</b>						
General Liability	\$ -	\$ -	\$ -	\$ -	0%	\$ -
Public Officials Insurance	3,168	2,851	317	3,168	0%	3,168
Property & Casualty Insurance	9,736	13,074	-	13,074	34%	9,736
<b>Total Insurance</b>	<b>\$ 12,904</b>	<b>\$ 15,925</b>	<b>\$ 317</b>	<b>\$ 16,242</b>		<b>\$ 12,904</b>
<b>TOTAL EXPENDITURES</b>	<b>\$ 93,210</b>	<b>\$ 54,932</b>	<b>\$ 42,018</b>	<b>\$ 96,950</b>		<b>\$ 93,210</b>
Excess (deficiency) of revenues	\$ -	\$ 39,036	\$ (42,018)	\$ (2,982)		\$ -
Net change in fund balance	\$ -	\$ 39,036	\$ (42,018)	\$ (2,982)		\$ -
<b>FUND BALANCE, BEGINNING</b>	<b>\$ 36,354</b>	<b>\$ 36,354</b>	<b>\$ 75,390</b>	<b>\$ 36,354</b>		<b>\$ 36,354</b>
<b>FUND BALANCE, ENDING</b>	<b>\$ 36,354</b>	<b>\$ 75,390</b>	<b>\$ 33,372</b>	<b>\$ 33,372</b>		<b>\$ 36,354</b>

**Budget Narrative**  
Fiscal Year 2025

<b>REVENUES</b>
-----------------

**Interest-Investments**

The District earns interest on its operating accounts.

**Operations & Maintenance Assessments – On Roll**

The District will levy a Non-Ad Valorem assessment on all the assessable property within the District to pay for the operating expenditures during the Fiscal Year. The collection will be provided by the Tax Collector pursuant to Section 197.3632, Florida Statutes, which is the Uniform Collection Methodology.

**Developer Contributions**

The district will direct bill and collect non-ad valorem assessments on assessable property in order to pay for the debt service expenditures during the fiscal year.

**Other Miscellaneous Revenues**

Additional revenue sources not otherwise specified by other categories.

**Special Assessments-Discounts**

Per Section 197.162, Florida Statutes, discounts are allowed for early payment of assessments only when collected by the Tax Collector. The budgeted amount for the fiscal year is calculated at 4% of the anticipated Non-Ad Valorem assessments.

<b>EXPENDITURES</b>
---------------------

**Financial and Administrative**

**Supervisor Fees**

Chapter 190 of the Florida Statutes allows for members of the Board of Supervisors to be compensated \$200 per meeting at which they are in attendance. The amount for the Fiscal Year is based upon four supervisors attending 14 meetings.

**Onsite Staff**

The district may incur expenses for employees or other staff members needed for recreational facilities such as clubhouse staff.

**District Management**

The District retains the services of a consulting manager, who is responsible for the daily administration of the District's business, including any and all financial work related to the Bond Funds and Operating Funds of the District, and preparation of the minutes of the Board of Supervisors. In addition, the District Manager prepares the Annual Budget(s), implements all policies of the Board of Supervisors and attends all meetings of the Board of Supervisors.

**Field Management**

The District has a contract with Inframark Infrastructure Management Services. for services in the administration and operation of the Property and its contractors.

**Administration**

The District receives Management, Accounting and Administrative services as part of a Management Agreement with Inframark Infrastructure Management Services.



**Budget Narrative**  
Fiscal Year 2025

<b>EXPENDITURES</b>
---------------------

**Financial and Administrative** (continued)

**Recording Secretary**

Inframark provides recording services with near verbatim minutes.

**Construction Accounting**

Accounting services as described within the Accounting Services but specifically regarding construction.

**Financial/Revenue Collections**

Service includes all functions necessary for the timely billing and collection and reporting of District assessments in order to ensure adequate funds to meet the District's debt service and operations and maintenance obligations. These services include, but are not limited to, assessment roll preparation and certification, direct billings and funding request processing as well as responding to property owner questions regarding District assessments. This line item also includes the fees incurred for a collection agent to collect the funds for the principal and interest payment for its short-term bond issues and any other bond related collection needs. These funds are collected as prescribed in the Trust Indenture. The Collection Agent also provides for the release of liens on property after the full collection of bond debt levied on particular properties.

**Rentals and Leases**

The anticipated cost of rental expenses including but not limited to renting meeting room space for district board meetings.

**Data Storage**

Cost of server maintenance and technical support for CDD related IT needs.

**Accounting Services**

Services including the preparation and delivery of the District's financial statements in accordance with Governmental Accounting Standards, accounts payable and accounts receivable functions, asset tracking, investment tracking, capital program administration and requisition processing, filing of annual reports required by the State of Florida and monitoring of trust account activity.

**Dissemination Agent/Reporting**

The District is required by the Securities and Exchange Commission to comply with rule 15c2-12(b)-(5), which relates to additional reporting requirements for unrelated bond issues. The budgeted amount for the fiscal year is based on standard fees charged for this service.

**Website Administration Services**

The cost of web hosting and regular maintenance of the District's website by Inframark Management Services.

**District Engineer**

The District's engineer provides general engineering services to the District, i.e., attendance and preparation for board meetings when requested, review of invoices, and other specifically requested assignments.

**District Counsel**

The District's attorney provides general legal services to the District, i.e., attendance and preparation for Board meetings, review of contracts, agreements, resolutions, and other research as directed or requested by the BOS District Manager.

**Trustee Fees**

The District pays US Bank an annual fee for trustee services on the Series 2014 and Series 2015 Bonds. The budgeted amount for the fiscal year is based on previous year plus any out-of-pocket expenses.

<b>EXPENDITURES</b>
---------------------

**Budget Narrative**  
Fiscal Year 2025

**Financial and Administrative** (continued)

**Auditing Services**

The District is required to conduct an annual audit of its financial records by an Independent Certified Public Accounting Firm. The budgeted amount for the fiscal year is an estimate based on prior year costs.

**Postage, Phone, Faxes, Copies**

This item refers to the cost of materials and service to produce agendas and conduct day-to-day business of the District.

**Mailings**

Copies used in the preparation of agenda packages, required mailings, and other special projects.

**Professional Services – Arbitrage Rebate**

The District is required to annually calculate the arbitrage rebate liability on its Series 2013A and 2020 bonds.

**Legal Advertising**

The District is required to advertise various notices for monthly Board meetings and other public hearings in the newspaper of general circulation.

**Bank Fees**

This represents the cost of bank charges and other related expenses that are incurred during the year.

**Dues, Licenses and Fees**

This represents the cost of the District's operating license as well as the cost of memberships in necessary organizations.

**Onsite Office Supplies**

This represents the cost of supplies used to prepare agenda packages, create required mailings, and perform other special projects. The budget for this line item also includes the cost for supplies in the District office.

**Website ADA Compliance**

Cost of maintaining district website's compliance with the Americans with Disabilities Act of 1990.

**Disclosure Report**

On a quarterly and annual basis, disclosure of relevant district information is provided to the Muni Council, as required within the bond indentures.

**Annual Stormwater Report**

Cost to produce annual report on CDD stormwater infrastructure.

**Miscellaneous Administrative**

All other administrative costs not otherwise specified above.

**Budget Narrative**  
Fiscal Year 2025

<b>EXPENDITURES</b>
---------------------

**Insurance**

**Insurance-General Liability**

The District's General Liability & Public Officials Liability Insurance policy is with Egis Insurance Advisors, LLC. The budgeted amount allows for a projected increase in the premium.

**Public Officials Insurance**

The District will incur expenditures for public officials' liability insurance for the Board and Staff and may incur a 10% premium increase.

**Property & Casualty Insurance**

The District will incur fees to insure items owned by the district for its property needs.

**Deductible**

District's share of expenses for insured property when a claim is filed.

<b>EXPENDITURES</b>
---------------------

**Utility Services**

**Electric Utility Services**

Electricity for accounts with the local Utilities Commissions for the swim club, parks, and irrigation. Fees are based on historical costs for metered use.

**Streetlights**

Local Utility Company charges electricity usage (maintenance fee). The budget is based on historical costs.

**Lighting Replacement**

Cost of replacing defective lights and bulbs in CDD facilities.

**Decorative Light Maintenance**

Cost of replacement and repair of decorative lighting fixtures.

**Amenity Internet**

Internet service for clubhouse and other amenity locations.

**Water/Waste**

The District charges each new water/sewer system customer an Accrued Guaranteed Revenue Fee (AGRF) for wastewater service in accordance with the adopted rate schedule.

**Gas**

Cost of natural gas for CDD facilities. Regular fuel costs (automobile etc.)

**Facility A/C & Heating R&M**

Cost of repairs and regular maintenance of Air Conditioning and central heating of CDD facilities.

**Utilities – Other**

Utility expenses not otherwise specified in above categories.

**Budget Narrative**  
Fiscal Year 2025

<b>EXPENDITURES</b>
---------------------

**Amenity**

**Pool Monitor**

Cost of staff members to facilitate pool safety services.

**Janitorial – Contract**

Cost of janitorial labor for CDD Facilities.

**Janitorial Supplies/Other**

Cost of janitorial supplies for CDD Facilities.

**Garbage Dumpster – Rental and Collection**

Cost of dumpster rental and trash collection at CDD facilities.

**Amenity Pest Control**

Cost of exterminator and pesticides at CDD amenities and facilities.

**Amenity R&M**

Cost of repairs and regular maintenance of CDD amenities.

**Amenity Furniture R&M**

Cost of repairs and maintenance to amenity furniture.

**Access Control R&M**

Cost of repairs and maintenance to electronic locks, gates, and other security fixtures.

**Key Card Distribution**

Cost of providing keycards to residents to access CDD Facilities.

**Recreation/Park Facility Maintenance**

Cost of upkeep and repairs to all parks and recreation facilities in the CDD

**Athletic Courts and Field Maintenance**

Cost of upkeep and repairs for athletic fields and courts (ex. Basketball Courts) on CDD property.

**Park Restroom Maintenance**

Upkeep and cleaning of park restrooms on CDD property.

**Playground Equipment and Maintenance**

Cost of acquisition and upkeep of playground equipment for CDD parks.

**Clubhouse Office Supplies**

Cost of supplies for clubhouse clerical duties (pens, paper, ink, etc.)

**Clubhouse IT Support**

Cost of IT services and for clubhouse operational needs.

**Dog Waste Station Service & Supplies**

Cost of cleaning and resupplying dog waste stations.

<b>EXPENDITURES</b>
---------------------

Budget Narrative  
Fiscal Year 2025

**Amenity (Continued)**

**Entrance Monuments, Gates, Walls R&M**

Cost of repairs and regular maintenance for entryways, walls, and gates.

**Sidewalk, Pavement, Signage R&M**

Cost of repairs and regular maintenance to sidewalks, pavements, and signs.

**Trail/Bike Path Maintenance**

Cost of upkeep to bike paths and trails on CDD property.

**Boardwalk and Bridge Maintenance**

Cost of upkeep for boardwalks and bridges on CDD property.

**Pool and Spa Permits**

Cost of permits required for CDD pool and spa operation as required by law.

**Pool Maintenance – Contract**

Cost of Maintenance for CDD pool facilities.

**Pool Treatments & Other R&M**

Cost of chemical pool treatments and similar such maintenance.

**Security Monitoring Services**

Cost of CDD security personnel and equipment.

**Special Events**

Cost of holiday celebrations and events hosted on CDD property.

**Community Activities**

Cost of recreational events hosted on CDD property.

**Holiday Decorations**

Cost of decorations for major holidays (i.e., Christmas)

**Miscellaneous Amenity**

Amenity Expenses not otherwise specified.

**EXPENDITURES**

**Landscape and Pond Maintenance**

**R&M – Stormwater System**

Cost of repairs and regular maintenance to the CDD's stormwater and drainage infrastructure.

**Landscape Maintenance - Contract**

Landscaping company to provide maintenance consisting of mowing, edging, trimming, blowing, fertilizing, and applying pest and disease control chemicals to turf throughout the District.

**Landscaping - R&M**

Cost of repairs and regular maintenance to landscaping equipment.

**EXPENDITURES**

**Landscape and Pond Maintenance (Continued)**

**Budget Narrative**  
Fiscal Year 2025

**Landscaping – Plant Replacement Program**

Cost of replacing dead or damaged plants throughout the district.

**Irrigation Maintenance**

Purchase of irrigation supplies. Unscheduled maintenance consists of major repairs and replacement of system components including weather station and irrigation lines.

**Aquatics – Contract**

Expenses related to the care and maintenance of the lakes and ponds for the control of nuisance plant and algae species.

**Wetlands Maintenance and Monitoring**

Cost of upkeep and protection of wetlands on CDD property.

**Aquatics – Plant Replacement**

The expenses related to replacing beneficial aquatic plants, which may or may not have been required by other governmental entities.

**Waterway Management Program**

Cost of maintaining waterways and rivers on district property.

**Debris Cleanup**

Cost of cleaning up debris on district property.

**Wildlife Control**

Management of wildlife on district property.

<b>EXPENDITURES</b>
---------------------

**Contingency/Reserves**

**Contingency**

Funds set aside for projects, as determined by the district's board.

**Capital Improvements**

Funding of major projects and building improvements to CDD property.

**R&M Other Reserves**

The board may set aside monetary reserves for necessary for maintenance projects as needed.

**Budget Narrative**  
Fiscal Year 2025

<b>REVENUES</b>
-----------------

**Interest-Investments**

The District earns interest on its operating accounts.

**Operations & Maintenance Assessments – On Roll**

The District will levy a Non-Ad Valorem assessment on all the assessable property within the District to pay for the operating expenditures during the Fiscal Year. The collection will be provided by the Tax Collector pursuant to Section 197.3632, Florida Statutes, which is the Uniform Collection Methodology.

**Developer Contributions**

The district will direct bill and collect non-ad valorem assessments on assessable property in order to pay for the debt service expenditures during the fiscal year.

**Other Miscellaneous Revenues**

Additional revenue sources not otherwise specified by other categories.

**Special Assessments-Discounts**

Per Section 197.162, Florida Statutes, discounts are allowed for early payment of assessments only when collected by the Tax Collector. The budgeted amount for the fiscal year is calculated at 4% of the anticipated Non-Ad Valorem assessments.

<b>EXPENDITURES</b>
---------------------

**Debt Service**

**Principal Debt Retirement**

The district pays regular principal payments to annually to pay down/retire the debt.

**Interest Expense**

The District Pays interest Expenses on the debt twice a year.

Corkscrew Farms  
Community Development District

**Debt Service Budgets**

Fiscal Year 2025



**Series 2016 Bonds**  
Fiscal Year 2025 Budget

REVENUES		
CDD Debt Service Assessments	\$	738,525
<b>TOTAL REVENUES</b>	<b>\$</b>	<b>738,525</b>
EXPENDITURES		
Series 2016 May Bond Interest Payment	\$	236,763
Series 2016 November Bond Principal Payment	\$	265,000
Series 2016 November Bond Interest Payment	\$	236,763
<b>TOTAL EXPENDITURES</b>	<b>\$</b>	<b>738,525</b>
<b>EXCESS OF REVENUES OVER EXPENDITURES</b>	<b>\$</b>	<b>-</b>
ANALYSIS OF BONDS OUTSTANDING		
Bonds Outstanding - Period Ending 11/1/2024	\$	9,780,000
Principal Payment Applied Toward Series 2016 Bonds	\$	265,000
<b>Bonds Outstanding - Period Ending 11/1/2025</b>	<b>\$</b>	<b>9,515,000</b>

**CORKSCREW FARMS COMMUNITY DEVELOPMENT DISTRICT  
SPECIAL ASSESSMENT BONDS, SERIES 2016  
(ASSESSMENT AREA ONE PROJECT)**

Date	Outstanding Balance	Principal	Rate	Interest	Total
11/1/2021	\$ 10,735,000	\$ 225,000	3.50%	\$ 256,213	\$ 481,213
5/1/2022	\$ 10,510,000			\$ 252,275	\$ 252,275
11/1/2022	\$ 10,510,000	\$ 235,000	4.25%	\$ 252,275	\$ 487,275
5/1/2023	\$ 10,275,000			\$ 247,281	\$ 247,281
11/1/2023	\$ 10,275,000	\$ 240,000	4.25%	\$ 247,281	\$ 487,281
5/1/2024	\$ 10,035,000			\$ 242,181	\$ 242,181
11/1/2024	\$ 10,035,000	\$ 255,000	4.25%	\$ 242,181	\$ 497,181
5/1/2025	\$ 9,780,000			\$ 236,763	\$ 236,763
11/1/2025	\$ 9,780,000	\$ 265,000	4.25%	\$ 236,763	\$ 501,763
5/1/2026	\$ 9,515,000			\$ 231,131	\$ 231,131
11/1/2026	\$ 9,515,000	\$ 275,000	4.25%	\$ 231,131	\$ 506,131
5/1/2027	\$ 9,240,000			\$ 225,288	\$ 225,288
11/1/2027	\$ 9,240,000	\$ 285,000	4.25%	\$ 225,288	\$ 510,288
5/1/2028	\$ 8,955,000			\$ 219,231	\$ 219,231
11/1/2028	\$ 8,955,000	\$ 300,000	4.75%	\$ 219,231	\$ 519,231
5/1/2029	\$ 8,655,000			\$ 212,106	\$ 212,106
11/1/2029	\$ 8,655,000	\$ 310,000	4.75%	\$ 212,106	\$ 522,106
5/1/2030	\$ 8,345,000			\$ 204,744	\$ 204,744
11/1/2030	\$ 8,345,000	\$ 325,000	4.75%	\$ 204,744	\$ 529,744
5/1/2031	\$ 8,020,000			\$ 197,025	\$ 197,025
11/1/2031	\$ 8,020,000	\$ 345,000	4.75%	\$ 197,025	\$ 542,025
5/1/2032	\$ 7,675,000			\$ 188,831	\$ 188,831
11/1/2032	\$ 7,675,000	\$ 360,000	4.75%	\$ 188,831	\$ 548,831
5/1/2033	\$ 7,315,000			\$ 180,281	\$ 180,281
11/1/2033	\$ 7,315,000	\$ 375,000	4.75%	\$ 180,281	\$ 555,281
5/1/2034	\$ 6,940,000			\$ 171,375	\$ 171,375
11/1/2034	\$ 6,940,000	\$ 395,000	4.75%	\$ 171,375	\$ 566,375
5/1/2035	\$ 6,545,000			\$ 161,994	\$ 161,994
11/1/2035	\$ 6,545,000	\$ 415,000	4.75%	\$ 161,994	\$ 576,994
5/1/2036	\$ 6,130,000			\$ 152,138	\$ 152,138
11/1/2036	\$ 6,130,000	\$ 435,000	4.75%	\$ 152,138	\$ 587,138
5/1/2037	\$ 5,695,000			\$ 141,806	\$ 141,806
11/1/2037	\$ 5,695,000	\$ 455,000	4.75%	\$ 141,806	\$ 596,806
5/1/2038	\$ 5,240,000			\$ 131,000	\$ 131,000
11/1/2038	\$ 5,240,000	\$ 475,000	5.00%	\$ 131,000	\$ 606,000
5/1/2039	\$ 4,765,000			\$ 119,125	\$ 119,125
11/1/2039	\$ 4,765,000	\$ 500,000	5.00%	\$ 119,125	\$ 619,125
5/1/2040	\$ 4,265,000			\$ 106,625	\$ 106,625
11/1/2040	\$ 4,265,000	\$ 525,000	5.00%	\$ 106,625	\$ 631,625
5/1/2041	\$ 3,740,000			\$ 93,500	\$ 93,500
11/1/2041	\$ 3,740,000	\$ 550,000	5.00%	\$ 93,500	\$ 643,500
5/1/2042	\$ 3,190,000			\$ 79,750	\$ 79,750
11/1/2042	\$ 3,190,000	\$ 580,000	5.00%	\$ 79,750	\$ 659,750
5/1/2043	\$ 2,610,000			\$ 65,250	\$ 65,250
11/1/2043	\$ 2,610,000	\$ 605,000	5.00%	\$ 65,250	\$ 670,250

Corkscrew Farms  
Community Development District

*Series 2016 Debt Service*

Date	Outstanding Balance	Principal	Rate	Interest	Total
5/1/2044	\$ 2,005,000			\$ 50,125	\$ 50,125
11/1/2044	\$ 2,005,000	\$ 635,000	5.00%	\$ 50,125	\$ 685,125
5/1/2045	\$ 1,370,000			\$ 34,250	\$ 34,250
11/1/2045	\$ 1,370,000	\$ 670,000	5.00%	\$ 34,250	\$ 704,250
5/1/2046	\$ 700,000			\$ 17,500	\$ 17,500
11/1/2046	\$ 700,000	\$ 700,000	5.00%	\$ 17,500	\$ 717,500
		<b>\$ 10,735,000</b>		<b>\$ 8,179,363</b>	<b>\$ 18,914,363</b>

**Series 2017 Bonds**  
Fiscal Year 2025 Budget

REVENUES		
CDD Debt Service Assessments	\$	918,294
<b>TOTAL REVENUES</b>	<b>\$</b>	<b>918,294</b>
EXPENDITURES		
Series 2017 May Bond Interest Payment	\$	329,147
Series 2017 May Bond Principal Payment	\$	260,000
Series 2017 November Bond Interest Payment	\$	329,147
<b>TOTAL EXPENDITURES</b>	<b>\$</b>	<b>918,294</b>
<b>EXCESS OF REVENUES OVER EXPENDITURES</b>	<b>\$</b>	<b>-</b>
ANALYSIS OF BONDS OUTSTANDING		
Bonds Outstanding - Period Ending 11/1/2024	\$	13,075,000
Principal Payment Applied Toward Series 2017 Bonds	\$	260,000
<b>Bonds Outstanding - Period Ending 11/1/2025</b>	<b>\$</b>	<b>12,815,000</b>

**CORKSCREW FARMS COMMUNITY DEVELOPMENT DISTRICT  
SPECIAL ASSESSMENT BONDS, SERIES 2017  
(ASSESSMENT AREA TWO PROJECT)**

Date	Outstanding Balance	Principal	Rate	Interest	Total
11/1/2022	\$ 13,565,000	\$ -	3.75%	\$ -	\$ -
5/1/2023	\$ 13,565,000			\$ 339,272	\$ 339,272
11/1/2023	\$ 13,565,000	\$ 240,000	3.75%	\$ 339,272	\$ 579,272
5/1/2024	\$ 13,325,000			\$ 334,772	\$ 334,772
11/1/2024	\$ 13,325,000	\$ 250,000	4.50%	\$ 334,772	\$ 584,772
5/1/2025	\$ 13,075,000			\$ 329,147	\$ 329,147
11/1/2025	\$ 13,075,000	\$ 260,000	4.50%	\$ 329,147	\$ 589,147
5/1/2026	\$ 12,815,000			\$ 323,297	\$ 323,297
11/1/2026	\$ 12,815,000	\$ 270,000	4.50%	\$ 323,297	\$ 593,297
5/1/2027	\$ 12,545,000			\$ 317,222	\$ 317,222
11/1/2027	\$ 12,545,000	\$ 285,000	4.50%	\$ 317,222	\$ 602,222
5/1/2028	\$ 12,260,000			\$ 310,809	\$ 310,809
11/1/2028	\$ 12,260,000	\$ 295,000	4.50%	\$ 310,809	\$ 605,809
5/1/2029	\$ 11,965,000			\$ 304,172	\$ 304,172
11/1/2029	\$ 11,965,000	\$ 310,000	5.00%	\$ 304,172	\$ 614,172
5/1/2030	\$ 11,655,000			\$ 296,422	\$ 296,422
11/1/2030	\$ 11,655,000	\$ 325,000	5.00%	\$ 296,422	\$ 621,422
5/1/2031	\$ 11,330,000			\$ 288,297	\$ 288,297
11/1/2031	\$ 11,330,000	\$ 340,000	5.00%	\$ 288,297	\$ 628,297
5/1/2032	\$ 10,990,000			\$ 279,797	\$ 279,797
11/1/2032	\$ 10,990,000	\$ 360,000	5.00%	\$ 279,797	\$ 639,797
5/1/2033	\$ 10,630,000			\$ 270,797	\$ 270,797
11/1/2033	\$ 10,630,000	\$ 375,000	5.00%	\$ 270,797	\$ 645,797
5/1/2034	\$ 10,255,000			\$ 261,422	\$ 261,422
11/1/2034	\$ 10,255,000	\$ 395,000	5.00%	\$ 261,422	\$ 656,422
5/1/2035	\$ 9,860,000			\$ 251,547	\$ 251,547
11/1/2035	\$ 9,860,000	\$ 415,000	5.00%	\$ 251,547	\$ 666,547
5/1/2036	\$ 9,445,000			\$ 241,172	\$ 241,172
11/1/2036	\$ 9,445,000	\$ 435,000	5.00%	\$ 241,172	\$ 676,172
5/1/2037	\$ 9,010,000			\$ 230,297	\$ 230,297
11/1/2037	\$ 9,010,000	\$ 455,000	5.00%	\$ 230,297	\$ 685,297
5/1/2038	\$ 8,555,000			\$ 218,922	\$ 218,922
11/1/2038	\$ 8,555,000	\$ 480,000	5.00%	\$ 218,922	\$ 698,922
5/1/2039	\$ 8,075,000			\$ 206,922	\$ 206,922
11/1/2039	\$ 8,075,000	\$ 505,000	5.13%	\$ 206,922	\$ 711,922
5/1/2040	\$ 7,570,000			\$ 193,981	\$ 193,981
11/1/2040	\$ 7,570,000	\$ 530,000	5.13%	\$ 193,981	\$ 723,981
5/1/2041	\$ 7,040,000			\$ 180,400	\$ 180,400
11/1/2041	\$ 7,040,000	\$ 555,000	5.13%	\$ 180,400	\$ 735,400
5/1/2042	\$ 6,485,000			\$ 166,178	\$ 166,178
11/1/2042	\$ 6,485,000	\$ 585,000	5.13%	\$ 166,178	\$ 751,178
5/1/2043	\$ 5,900,000			\$ 151,188	\$ 151,188
11/1/2043	\$ 5,900,000	\$ 615,000	5.13%	\$ 151,188	\$ 766,188
5/1/2044	\$ 5,285,000			\$ 135,428	\$ 135,428
11/1/2044	\$ 5,285,000	\$ 645,000	5.13%	\$ 135,428	\$ 780,428
5/1/2045	\$ 4,640,000			\$ 118,900	\$ 118,900
11/1/2045	\$ 4,640,000	\$ 680,000	5.13%	\$ 118,900	\$ 798,900
5/1/2046	\$ 3,960,000			\$ 101,475	\$ 101,475
11/1/2046	\$ 3,960,000	\$ 715,000	5.13%	\$ 101,475	\$ 816,475
5/1/2047	\$ 3,245,000			\$ 83,153	\$ 83,153
11/1/2047	\$ 3,245,000	\$ 750,000	5.13%	\$ 83,153	\$ 833,153
5/1/2048	\$ 2,495,000			\$ 63,934	\$ 63,934
11/1/2048	\$ 2,495,000	\$ 790,000	5.13%	\$ 63,934	\$ 853,934
5/1/2049	\$ 1,705,000			\$ 43,691	\$ 43,691
11/1/2049	\$ 1,705,000	\$ 830,000	5.13%	\$ 43,691	\$ 873,691
5/1/2050	\$ 875,000			\$ 22,422	\$ 22,422
11/1/2050	\$ 875,000	\$ 875,000	5.13%	\$ 22,422	\$ 897,422
		\$ 13,565,000		\$ 12,130,069	\$ 25,695,069

Corkscrew Farms  
Community Development District

**Supporting Budget Schedules**

Fiscal Year 2025

## SCHEDULE OF ANNUAL ASSESSMENTS

Lot Size	FISCAL YEAR 2024						FISCAL YEAR 2025				
	EAU Value	Unit Count	Debt Service Per	O&M Per Unit	Discounts and	FY 2024 Total	Debt Service Per	O&M Per Unit	Discounts and	FY 2025 Total	Total Increase /
<b>PHASE 1 -- SERIES 2016 BONDS</b>											
Single Family 52'	1.00	267	\$1,000.00	\$70.35	\$68.32	<b>\$1,138.67</b>	\$1,000.00	\$70.35	\$68.32	<b>\$1,138.67</b>	\$0.00
Single Family 62'	1.20	230	\$1,200.00	\$70.35	\$81.09	<b>\$1,351.43</b>	\$1,200.00	\$70.35	\$81.09	<b>\$1,351.43</b>	\$0.00
Single Family 75'	1.50	132	\$1,500.00	\$70.35	\$100.23	<b>\$1,670.58</b>	\$1,500.00	\$70.35	\$100.23	<b>\$1,670.58</b>	\$0.00
<b>Subtotal</b>		<b>629</b>									
<b>PHASE 2 -- SERIES 2017 BONDS</b>											
Single Family 52'	1.00	314	\$1,200.00	\$70.35	\$81.09	<b>\$1,351.43</b>	\$1,200.00	\$70.35	\$81.09	<b>\$1,351.43</b>	\$0.00
Single Family 62'	1.20	290	\$1,400.00	\$70.35	\$93.85	<b>\$1,564.20</b>	\$1,400.00	\$70.35	\$93.85	<b>\$1,564.20</b>	\$0.00
Single Family 75'	1.50	92	\$1,500.00	\$70.35	\$100.23	<b>\$1,670.58</b>	\$1,500.00	\$70.35	\$100.23	<b>\$1,670.58</b>	\$0.00
<b>Subtotal</b>		<b>696</b>									
<b>Total</b>		<b>1,325</b>									

**Notations:**

<sup>(1)</sup> Annual assessments are net the Lee County collection fees and statutory discounts for early payment.

# INFRAMARK MANAGEMENT SERVICES

2005 PAN AM CIR STE 120  
TAMPA FL 33607

Lee County – Community Development Districts  
FLORIDA

04/15/2024

NAME OF COMMUNITY DEVELOPMENT DISTRICT	NUMBER OF REGISTERED VOTERS AS OF 04/15/2024
Corkscrew Farms	2,238

Tammy Lipa – Voice: 239-533-6329  
Email: [tlipa@lee.vote](mailto:tlipa@lee.vote)

Send to: Monica Alvarez [monica.alvarez@inframark.com](mailto:monica.alvarez@inframark.com) Phone: 813-873-7300 x325  
cc: Brian Lamb [brian.lamb@inframark.com](mailto:brian.lamb@inframark.com) Phone: 813-873-7300 x304  
cc: Bryan Radcliff [bryan.radcliff@inframark.com](mailto:bryan.radcliff@inframark.com) Phone: 813-873-7300 x 330



## RESOLUTION 2024-03

**A RESOLUTION OF THE BOARD OF SUPERVISORS OF CORCKSCREW FARMS COMMUNITY DEVELOPMENT DISTRICT IMPLEMENTING SECTION 190.006(3), *FLORIDA STATUTES*, AND REQUESTING THAT THE LEE COUNTY SUPERVISOR OF ELECTIONS BEGIN CONDUCTING THE DISTRICT'S GENERAL ELECTIONS; PROVIDING FOR COMPENSATION; SETTING FORTH THE TERMS OF OFFICE; AUTHORIZING NOTICE OF THE QUALIFYING PERIOD; AND PROVIDING FOR SEVERABILITY AND AN EFFECTIVE DATE.**

**WHEREAS**, Corkscrew Farms Community Development District (“**District**”) is a local unit of special-purpose government created and existing pursuant to Chapter 190, *Florida Statutes*, being situated entirely within unincorporated Lee County, Florida; and

**WHEREAS**, the Board of Supervisors of the District (“**Board**”) seeks to implement Section 190.006(3), *Florida Statutes*, and to instruct the Lee County Supervisor of Elections (“**Supervisor**”) to conduct the District’s elections by the qualified electors of the District at the general election (“**General Election**”).

**NOW, THEREFORE, BE IT RESOLVED BY THE BOARD OF SUPERVISORS OF CORKSCREW FARMS COMMUNITY DEVELOPMENT DISTRICT:**

**1. GENERAL ELECTION SEATS.** Seat 1, currently held by Joseph Cameratta, Seat 2, currently held by Anthony Cameratta, and Seat 5 currently held by Russell Cameratta are scheduled for the General Election beginning in November 2024. The District Manager is hereby authorized to notify the Supervisor of Elections as to what seats are subject to General Election for the current election year and for each subsequent election year.

**2. QUALIFICATION PROCESS.** For each General Election, all candidates shall qualify for individual seats in accordance with Section 99.061, *Florida Statutes*, and must also be a qualified elector of the District. A qualified elector is any person at least 18 years of age who is a citizen of the United States, a legal resident of the State of Florida and of the District, and who is registered to vote with the Lee County Supervisor of Elections. Campaigns shall be conducted in accordance with Chapter 106, *Florida Statutes*.

**3. COMPENSATION.** Members of the Board receive \$200 per meeting for their attendance and no Board member shall receive more than \$4,800 per year.

**4. TERM OF OFFICE.** The term of office for the individuals to be elected to the Board in the General Election is four years. The newly elected Board members shall assume office on the second Tuesday following the election.

**5. REQUEST TO SUPERVISOR OF ELECTIONS.** The District hereby requests the Supervisor to conduct the District’s General Election in November 2024, and for each subsequent General Election unless otherwise directed by the District’s Manager. The District

understands that it will be responsible to pay for its proportionate share of the General Election cost and agrees to pay same within a reasonable time after receipt of an invoice from the Supervisor.

**6. PUBLICATION.** The District Manager is directed to publish a notice of the qualifying period for each General Election, in a form substantially similar to **Exhibit A** attached hereto.

**7. SEVERABILITY.** The invalidity or unenforceability of any one or more provisions of this Resolution shall not affect the validity or enforceability of the remaining portions of this Resolution, or any part thereof.

**8. EFFECTIVE DATE.** This Resolution shall become effective upon its passage.

**PASSED AND ADOPTED** this 15<sup>th</sup> day of May 2024.

**CORKSCREW FARMS COMMUNITY  
DEVELOPMENT DISTRICT**

---

CHAIRPERSON/VICE CHAIRPERSON

ATTEST:

---

SECRETARY/ASSISTANT SECRETARY

## **EXHIBIT A**

### **NOTICE OF QUALIFYING PERIOD FOR CANDIDATES FOR CORKSCREW FARMS COMMUNITY DEVELOPMENT DISTRICT BOARD OF SUPERVISORS**

In accordance with section 190.006(3)(b), Florida Statutes, Corkscrew Farms Community Development District (the “District”) hereby gives notice that the qualifying period for candidates for election to the Office of Supervisor of Corkscrew Farms Community Development District begins at noon on Monday, June 10, 2024, and close at noon on Friday, June 14, 2024.

The District has three (3) seats up for election, Seats 1, 2, and 5. Elections are non-partisan and will be held at the same time as the general election on November 5, 2024, and shall be conducted in the manner prescribed by law for holding general elections. Each seat carries a four-year term in accordance with Chapter 190, Florida Statutes, and all other applicable law governing District elections.

Candidates must qualify for the office of Supervisor with the Lee County Supervisor of Elections located at either the Fred B. Karl County Center, 601 E. Kennedy Blvd., 16<sup>th</sup> Floor, Tampa, Florida 33602 (telephone 813-272-5850) or Robert L. Gilder Elections Service Center, 2514 N. Falkenburg Rd., Tampa, Florida 33619 (telephone 744-5900). All candidates shall qualify for individual seats in accordance with section 99.061, *Florida Statutes*, and must also be a qualified elector of the District. A qualified elector is any person at least 18 years of age who is a citizen of the United States, a legal resident of the State of Florida and of the District, and who is registered to vote with the Lee County Supervisor of Elections. Campaigns shall be conducted in accordance with Chapter 106, *Florida Statutes*.

For additional information please contact the Lee County Supervisor of Elections.

Brian Lamb  
District Manager

**MINUTES OF CONTINUED PUBLIC HEARING AND REGULAR MEETING  
CORKSCREW FARMS  
COMMUNITY DEVELOPMENT DISTRICT**

The Continued Public Hearing and regular meeting of the Board of Supervisors of the Corkscrew Farms Community Development District was held on Tuesday, August 29, 2023, at 1:30 p.m. at the offices of Cameratta Companies located at 21101 Design Parc Ln. Suite #103, Estero, FL 33928.

Present and constituting a quorum were:

Joseph Cameratta	Chairperson – <i>(via conference call)</i>
Anthony Cameratta	Vice Chairperson
Eileen Henrietta Barrett	Assistant Secretary
Russell Cameratta	Assistant Secretary
Cheryl Smith	Assistant Secretary

Also present were:

Brian Lamb	District Manager – <i>(via conference call)</i>
Jacob Whitlock	District Manager
Greg Urbancic	District Counsel – <i>(via conference call)</i>
Carl A. Barraco	District Engineer – <i>(via conference call)</i>
Ray Blacksmith	Cameratta Company
Dominic Cameratta	Cameratta Company

*The following is a summary of the discussions and actions taken.*

**FIRST ORDER OF BUSINESS**

**Call to Order/Roll Call**

Mr. Lamb called the meeting to order, and a quorum was established.

**SECOND ORDER OF BUSINESS**

**Public Comment on Agenda Items**

There being none, the next order of business followed.

**THIRD ORDER OF BUSINESS**

**Recess to Public Hearings**

Mr. Lamb directed the Board of Supervisors to recess to the Public Hearings.

**FOURTH ORDER OF BUSINESS**

**Public Hearing on Adopting Fiscal Year  
2024 Final Budget**

**A. Open Public Hearing on Adopting Fiscal Year 2024 Final Budget**

On MOTION by Mr. A. Cameratta seconded by Mr. R. Cameratta with all in favor Public Hearing on Adopting Fiscal Year 2024 Final Budget was opened. 5-0
---

**B. Staff Presentations**

Mr. Lamb discussed the Fiscal Year 2024 Final Budget with the Board.

**C. Public Comments**

There were no public comments.

**D. Consideration of Resolution 2023-04; Adopting Final Fiscal Year 2024 Budget**

The Board reviewed the Resolution.

On MOTION by Mr. A. Cameratta seconded by Mr. R. Cameratta with all in favor Resolution 2023-04 for the Fiscal Year 2024 Final Budget, was adopted. 5-0

**E. Close Public Hearing on Adopting Fiscal Year 2024 Final Budget**

The Public Hearing on Adopting Fiscal Year 2024 Final Budget was closed.

**FIFTH ORDER OF BUSINESS**

**Public Hearing on Levying O&M Assessments**

**A. Open Public Hearing on Levying O&M Assessments**

On MOTION by Mr. A. Cameratta seconded by Mr. R. Cameratta with all in favor Public Hearing on Levying O&M Assessments was opened. 5-0

**B. Staff Presentations**

Mr. Lamb discussed levying O&M Assessments with the Board.

**C. Public Comments**

There were no public comments.

**D. Consideration of Resolution 2023-05; Levying O&M Assessments**

The Board reviewed the Resolution.

On MOTION by Ms. Barrett seconded by Mr. R. Cameratta with all in favor Resolution 2023-05 for Levying O&M Assessments, was adopted. 5-0

**E. Close Public Hearing on Levying O&M Assessments**

The Public Hearing on Levying O&M Assessments was closed.

**SIXTH ORDER OF BUSINESS**

**Return to Regular Meeting**

Mr. Lamb directed the Board of Supervisors to proceed to the regular meeting.

**SEVENTH ORDER OF BUSINESS**

**Business Items**

**A. Acceptance of Board of Supervisor Resignation – Cheryl Smith**

The Board reviewed the resignation received by Ms. Smith.

On MOTION by Mr. A. Cameratta seconded by Mr. R. Cameratta with all in favor the resignation of Cheryl Smith was accepted. 5-0

Mr. Lamb stated there will be a line item on the agenda at the next meeting to consider a replacement supervisor to fill the unexpired term.

**B. Consideration of Resolution 2023-06; Amending FY 2024 Proposed Budget & Setting Public Hearing**

Mr. Lamb discussed the Resolution with the Board.

On MOTION by Mr. A. Cameratta seconded by Ms. Barret with all in favor Resolution 2023-06 amending FY 2024 Proposed Budget & Setting Public Hearing to be held, was adopted. 4-0

**C. Consideration of Resolution 2023-07; Setting the Fiscal Year 2024 Meeting Schedule**

Mr. Lamb discussed the Resolution with the Board with no modifications.

On MOTION by Mr. A. Cameratta seconded by Mr. R. Cameratta with all in favor Resolution 2023-07 Setting Fiscal Year 2024 Meeting Schedule, was adopted. 4-0

**D. General Matters of the District**

Mr. Lamb discussed previous line items discussions relating to maintenance in the preserve areas and quarterly events.

**EIGHTH ORDER OF BUSINESS**

**Consent Agenda**

**A. Consideration of Board of Supervisors' Special Meeting Minutes June 14, 2023**

**B. Consideration of Operations and Maintenance Expenditures May – June 2023**

**C. Review of Financial Statements Through June 30, 2023**

The Board reviewed Consent Agenda items.

On MOTION by Mr. A. Cameratta seconded by Ms. Barrett with all in favor the Consent Agenda, was approved. 4-0

**NINTH ORDER OF BUSINESS**

**Supervisor Requests and Audience Comments**

There being no requests from Board Members or comments from the audience, the next order of business followed.

**TENTH ORDER OF BUSINESS**

**Staff Reports**

**A. District Counsel**

Mr. Urbancic stated a pervious colleague who worked for several CDD's in the past has returned and will attend future meetings.

Mr. Urbancic discussed the erosion repair on Lake 3 with the Board.

**B. District Engineer**

**C. District Manager**

There being no additional reports, the next order of business followed.

**ELEVENTH ORDER OF BUSINESS**

**Adjournment**

There being no further business,

On MOTION by Mr. A. Cameratta seconded by Ms. Barrett with all in favor the meeting was adjourned. 4-0
--

---

Brian Lamb  
Assistant Secretary

---

Joseph Cameratta  
Chairperson

<b>CORKSCREW FARMS CDD</b> <b>Summary of Operations and Maintenance Invoices</b>
---

Vendor	Invoice/Account Number	Amount	Vendor Total	Comments/Description
Monthly Contract		\$0.00		
Monthly Contract Subtotal		\$0.00		
Variable Contract		\$0.00		
Variable Contract Subtotal		\$0.00		
Utilities		\$0.00		
Utilities Subtotal		\$0.00		
Regular Services				
CORKSCREW FARMS CDD	07212023-1	\$6,653.28		SERIES 2016 FY23 TAX DIST ID 06/01-06/30
CORKSCREW FARMS CDD	07212023-2	\$8,267.66	\$14,920.94	SERIES 2017 FY23 TAX DIST ID 06/01-06/30
Regular Services Subtotal		\$14,920.94		
Additional Services		\$0.00		
Additional Services Subtotal		\$0.00		
TOTAL		\$14,920.94		

Approved (with any necessary revisions noted):

Signature: \_\_\_\_\_



<b>CORKSCREW FARMS CDD</b> <b>Summary of Operations and Maintenance Invoices</b>
---

Vendor	Invoice/Account Number	Amount	Vendor Total	Comments/Description

Title (Check one):

☐ Chariman   ☐ Vice Chariman   ☐ Assistant Secretary

**CHECK REQUEST FORM**  
**Corkscrew Farms**

**Date:** 7/21/2023

**Invoice#:** 07212023-1

**Vendor#:** V00014

**Vendor Name:** Corkscrew Farms

**Pay From:** Busey Acct# 5580

**Description:** Series 2016 - FY 23 Tax Dist. ID 06/01-06/30

**Code to:** 201.103200.1000

**Amount:** \$6,653.28

**Requested By:** 7/21/2023  
Teresa Farlow

# CORKSCREW FARMS CDD

## DISTRICT CHECK REQUEST

**Today's Date** 7/21/2023  
**Check Amount** \$6,653.28  
**Payable To** Corkscrew Farms CDD  
**Check Description** Series 2016 - FY 23 Tax Dist. ID 6.01/6.30  
**Special Instructions** Do not mail. Please give to Eric

(Please attach all supporting documentation: invoices, receipts, etc.)

ERIC

Authorization

DM	
Fund	<u>001</u>
G/L	<u>20702</u>
Object Code	
Chk #	Date

**TAX REVENUE RECEIPTS AND TRANSFER SCHEDULE**  
**FISCAL YEAR 2023, TAX YEAR 2022**

Net O&M  
Net DS 16  
Net DS 17  
Net Total

W:\DMS\Client Files\Corkscrew Farms CDD 503\Financial Services\Accounting\Debt Service\FY 2023\CSF CDD FY 2023 DS'SCHEDULE

## Distribution Details

Funding Agency: CORKSCREW FARMS CDD (87)

Date: 06/01/2023 - 06/30/2023

Components: current (tp, re, ca), delinquent (tp, re, ca), homestead (re), installment (tp, re, ca), spas (re)

District/Agency	Fund	Roll Yr	Category	Type	Amount
CORKSCREW FARMS CDD (351)		2022	Real Estate - Delinquent	Delinquency Interest	\$458.97
		2022	Real Estate - Delinquent	Tax Due	\$15,298.88
				Total	\$15,757.85
Wire Total					\$15,757.85

**CHECK REQUEST FORM**  
**Corkscrew Farms**

**Date:** 7/21/2023

**Invoice#:** 07212023-2

**Vendor#:** V00014

**Vendor Name:** Corkscrew Farms

**Pay From:** Busey Acct# 5580

**Description:** Series 2017 - FY 23 Tax Dist. ID 06/01-06/30

**Code to:** 201.103200.1000

**Amount:** \$8,267.66

**Requested By:** 7/21/2023  
Teresa Farlow

---

# CORKSCREW FARMS CDD

## DISTRICT CHECK REQUEST

**Today's Date** 7/21/2023  
**Check Amount** \$8,267.66  
**Payable To** Corkscrew Farms CDD  
**Check Description** Series 2017 - FY 22 Tax Dist. ID 6.01/6.30  
**Special Instructions** Do not mail. Please give to Eric

(Please attach all supporting documentation: invoices, receipts, etc.)

ERIC

Authorization

DM	
Fund	<u>001</u>
G/L	<u>20702</u>
Object Code	
Chk #	Date

# CORKSCREW FARMS CDD

## TAX REVENUE RECEIPTS AND TRANSFER SCHEDULE FISCAL YEAR 2023, TAX YEAR 2022

Dollar Amounts	Fiscal Year 2023 Percentages
99,159.57	5.311%
788,297.87	42.222%
979,574.47	52.467%
1,867,031.91	100%

Net O&M  
Net DS 16  
Net DS 17  
Net Total

Date Received	Amount Received	5.31%	Raw Numbers Operations Revenue	5.31%	Rounded Operations Revenue	42.22%	Raw Numbers 2016 Debt Service Revenue	42.22%	Rounded 2016 Debt Service Revenue	52.47%	Raw Numbers 2017 Debt Service Revenue	52.47%	Rounded 2017 Debt Service Revenue	Proof	Distribution Number & Date Transferred	Payments/CDD check #
10/26/2022	129.73	6.89	6.89	6.89	6.89	54.77	54.77	54.77	54.77	68.07	68.07	68.07	68.07	-	102622	
11/1/2022	503.64	26.75	26.75	26.75	26.75	212.65	212.65	212.65	212.65	264.24	264.24	264.24	264.24	-	110122	
11/15/2022	44,117.43	2,343.11	2,343.11	2,343.11	2,343.11	18,627.25	18,627.25	18,627.25	18,627.25	23,147.06	23,147.06	23,147.06	23,147.06	0.01	111522	1128
11/30/2022	1,038,705.07	55,166.47	55,166.47	55,166.47	55,166.47	438,561.86	438,561.86	438,561.86	438,561.86	544,976.74	544,976.74	544,976.74	544,976.74	-	113022	1128
12/11/2022	174,636.91	9,275.11	9,275.11	9,275.11	9,275.11	73,735.16	73,735.16	73,735.16	73,735.16	91,626.64	91,626.64	91,626.64	91,626.64	-	121122	1128
1/20/2023	400,492.45	21,270.48	21,270.48	21,270.48	21,270.48	169,095.85	169,095.85	169,095.85	169,095.85	210,126.12	210,126.12	210,126.12	210,126.12	-	87-01/2023	1129
2/16/2023	60,564.63	3,216.64	3,216.64	3,216.64	3,216.64	25,571.59	25,571.59	25,571.59	25,571.59	31,776.41	31,776.41	31,776.41	31,776.41	-	1-1/1-31	1135/1133
3/15/2023	24,684.17	1,311.00	1,311.00	1,311.00	1,311.00	10,422.15	10,422.15	10,422.15	10,422.15	12,951.03	12,951.03	12,951.03	12,951.03	(0.01)	02-1/02-28	
4/14/2023	\$25,673.29	1,363.53	1,363.53	1,363.53	1,363.53	10,839.77	10,839.77	10,839.77	10,839.77	13,469.99	13,469.99	13,469.99	13,469.99		03-1/03-31	1144
5/15/2023	6,676.37	354.59	354.59	354.59	354.59	2,818.90	2,818.90	2,818.90	2,818.90	3,502.89	3,502.89	3,502.89	3,502.89	(0.01)	04-01/04-30	1145
6/15/2023	3,112.67	165.32	165.32	165.32	165.32	1,314.23	1,314.23	1,314.23	1,314.23	1,633.12	1,633.12	1,633.12	1,633.12		05-01/05-31	1146
7/21/2023	15,757.85	836.91	836.91	836.91	836.91	6,653.28	6,653.28	6,653.28	6,653.28	8,267.66	8,267.66	8,267.66	8,267.66		6-01/6-30	
TOTAL	1,795,054.21	95,336.78	95,336.78	95,336.78	95,336.78	757,907.46	757,907.46	757,907.46	757,907.46	941,809.97	941,809.97	941,809.97	941,809.97	(0.01)		
Net Total on Roll	1,867,031.91					788,297.87			788,297.87	979,574.47			979,574.47	-		
Collection Surplus / (Deficit)	(71,977.70)				(3,822.78)	(30,390.41)			(30,390.41)	(37,764.50)			(37,764.50)			



# Distribution Details

Funding Agency: CORKSCREW FARMS CDD (87)

Date: 06/01/2023 - 06/30/2023

Components: current (tp, re, ca), delinquent (tp, re, ca), homestead (re), installment (tp, re, ca), spas (re)

District/Agency	Fund	Roll Yr	Category	Type	Amount
CORKSCREW FARMS CDD (351)		2022	Real Estate - Delinquent	Delinquency Interest	\$458.97
		2022	Real Estate - Delinquent	Tax Due	\$15,298.88
CORKSCREW FARMS CDD (87)				Total	\$15,757.85
Wire Total					\$15,757.85

<b>CORKSCREW FARMS CDD</b> <b>Summary of Operations and Maintenance Invoices</b>
---

Vendor	Invoice/Account Number	Amount	Vendor Total	Comments/Description
<b>Monthly Contract</b>		\$0.00		
<b>Monthly Contract Subtotal</b>		<b>\$0.00</b>		
<b>Variable Contract</b>				
BARRACO AND ASSOCIATES	26416	\$837.50		DISTRICT ENGINEER
<b>Variable Contract Subtotal</b>		<b>\$837.50</b>		
<b>Utilities</b>		<b>\$0.00</b>		
<b>Utilities Subtotal</b>		<b>\$0.00</b>		
<b>Regular Services</b>				
GRAU AND ASSOCIATES	24560	\$4,700.00		AUDIT FYE 09/30/2022
NEWS-PRESS MEDIA GROUP	0005793263	\$740.00		ADVERTISING
<b>Regular Services Subtotal</b>		<b>\$5,440.00</b>		
<b>Additional Services</b>		<b>\$0.00</b>		
<b>Additional Services Subtotal</b>		<b>\$0.00</b>		
<b>TOTAL</b>		<b>\$6,277.50</b>		

Approved (with any necessary revisions noted):

Signature: \_\_\_\_\_

<p><b>CORKSCREW FARMS CDD</b></p> <p><b>Summary of Operations and Maintenance Invoices</b></p>
--

Vendor	Invoice/Account Number	Amount	Vendor Total	Comments/Description

Title (Check one):

☐ Chariman    ☐ Vice Chariman    ☐ Assistant Secretary

Barraco & Associates, Inc.  
2271 McGregor Boulevard, Suite 100  
Fort Myers, FL 33901

Received

AUG 4 2023

Corkscrew Farms CDD  
Meritus Districts  
2005 Pan Am Circle, Suite 120  
Tampa, FL 33607

Invoice number 26416  
Date 07/31/2023

Project 23331 Corkscrew Farms CDD

Description	Contract Amount	Percent Complete	Billed To Date	Less Previous Billing	Amount Due This Billing
2022.1 Miscellaneous Professional Services	0.00	0.00	3,207.50	2,370.00	837.50
2022.2 Stormwater Needs Analysis Assistance	6,000.00	49.40	2,963.75	2,963.75	0.00
Total	6,000.00	102.85	6,171.25	5,333.75	837.50

**2022.1 Miscellaneous Professional Services**

	Hours	Rate	Billed Amount
Senior Project Manager	0.50	175.00	87.50
<i>Phone call with Dan from RWA and emails about Lake 3 drainage repairs.</i>			
Principal Professional Engineer	3.00	250.00	750.00
<i>Prepare for and attend BOS meeting, coordinate lake bank observations. Review resident concerns with repair method.</i>			
subtotal	3.50		837.50
Phase subtotal			837.50
Invoice total			837.50

**Aging Summary**

Invoice Number	Invoice Date	Outstanding	Current	Over 30	Over 60	Over 90	Over 120
26416	07/31/2023	837.50	837.50				
	Total	837.50	837.50	0.00	0.00	0.00	0.00

## Grau and Associates

951 W. Yamato Road, Suite 280  
Boca Raton, FL 33431-  
www.graucpa.com

Phone: 561-994-9299

Fax: 561-994-5823

*Corkscrew Farms Community Development District*  
*2005 Pan Am Circle, Suite 300*  
*Tampa, FL 33607*

Invoice No. 24560  
Date 08/03/2023

---

SERVICE	AMOUNT
Audit FYE 09/30/2022	\$ <u>4,700.00</u>
Current Amount Due	\$ <u><u>4,700.00</u></u>

0 - 30	31 - 60	61 - 90	91 - 120	Over 120	Balance
4,700.00	2,000.00	0.00	0.00	0.00	6,700.00

Payment due upon receipt.



The News-Press  
Media Group

ACCOUNT NAME		ACCOUNT #	PAGE #
Corkscrew Farms CDD		9659	1 of 1
INVOICE #	BILLING PERIOD	PAYMENT DUE DATE	
0005793263	Jul 1- Jul 31, 2023	August 20, 2023	
PREPAY (Memo Info)	UNAPPLIED (included in amt due)	TOTAL CASH AMT DUE*	
\$0.00	\$0.00	<del>\$992.92</del> 740.00	

**BILLING ACCOUNT NAME AND ADDRESS**

Corkscrew Farms Cdd  
Brittany Crutchfield  
2005 Pan Am Cir. Ste. 300  
Tampa, FL 33607-6008



**Terms and Conditions:** Past due accounts are subject to interest at the rate of 18% per annum or the maximum legal rate (whichever is less). Advertiser claims for a credit related to rates incorrectly invoiced or paid must be submitted in writing to Publisher within 30 days of the invoice date or the claim will be waived. Any credit towards future advertising must be used within 30 days of issuance or the credit will be forfeited.

All funds payable in US dollars.

**BILLING INQUIRIES/ADDRESS CHANGES** 1-877-736-7612 or [smb@ccc.gannett.com](mailto:smb@ccc.gannett.com)

**FEDERAL ID** 47-2493274

To sign-up for E-mailed invoices and online payments please contact [abgspecial@gannett.com](mailto:abgspecial@gannett.com). Previous account number:

0000009659.

Date	Description	Amount
7/1/23	Balance Forward	\$252.92

**Package Advertising:**

Start-End Date	Description	PO Number	Package Cost
7/24/23-7/31/23	0005773527 CORKSCREW FARMS COM		\$740.00

Received  
AUG 15 2023

As an incentive for customers, we provide a discount off the total invoice cost equal to the 3.99% service fee if you pay with Cash/Check/ACH. Pay by Cash/Check/ACH and Save!

Total Cash Amount Due	\$992.92
Service Fee 3.99%	\$39.62
*Cash/Check/ACH Discount	-\$39.62
*Payment Amount by Cash/Check/ACH	\$992.92
Payment Amount by Credit Card	\$1,032.54

**PLEASE DETACH AND RETURN THIS PORTION WITH YOUR PAYMENT**

ACCOUNT NAME		ACCOUNT NUMBER		INVOICE NUMBER		AMOUNT PAID	
Corkscrew Farms CDD		9659		0005793263			
CURRENT DUE	30 DAYS PAST DUE	60 DAYS PAST DUE	90 DAYS PAST DUE	120+ DAYS PAST DUE	UNAPPLIED PAYMENTS	TOTAL CASH AMT DUE*	
\$740.00	\$252.92	\$0.00	\$0.00	\$0.00	\$0.00	<del>\$992.92</del> 740.00	
REMITTANCE ADDRESS (Include Account# & Invoice# on check)				TO PAY WITH CREDIT CARD PLEASE FILL OUT BELOW:		TOTAL CREDIT CARD AMT DUE	
News-Press Media Group P O Box 677583 Dallas, TX 75267-7583				<input type="checkbox"/> VISA <input type="checkbox"/> MASTERCARD <input type="checkbox"/> DISCOVER <input type="checkbox"/> AMEX		<del>\$1,032.54</del>	
				Card Number _____			
				Exp Date ____/____/____ CVV Code _____			
				Signature _____ Date _____			

00000096590000000000000057932630009929210269

<b>CORKSCREW FARMS CDD</b> <b>Summary of Operations and Maintenance Invoices</b>
---

Vendor	Invoice/Account Number	Amount	Vendor Total	Comments/Description
<b>Monthly Contract</b>				
INFRAMARK LLC	101097	\$3,133.33		DISTRICT INVOICE SEPTEMBER 2023
<b>Monthly Contract Subtotal</b>		<b>\$3,133.33</b>		
<b>Variable Contract</b>		<b>\$0.00</b>		
<b>Variable Contract Subtotal</b>		<b>\$0.00</b>		
<b>Utilities</b>		<b>\$0.00</b>		
<b>Utilities Subtotal</b>		<b>\$0.00</b>		
<b>Regular Services</b>				
COLEMAN, YOVANOVICH	63	\$1,190.00		PROFESSIONAL SERVICE
EGIS INSURANCE	20403	\$15,925.00		POLICY# 100123337 10/01/23-10/01/24
<b>Regular Services Subtotal</b>		<b>\$17,115.00</b>		
<b>Additional Services</b>		<b>\$0.00</b>		
<b>Additional Services Subtotal</b>		<b>\$0.00</b>		
<b>TOTAL</b>		<b>\$20,248.33</b>		

Approved (with any necessary revisions noted):

Signature: \_\_\_\_\_

<p style="text-align: center;"><b>CORKSCREW FARMS CDD</b> <b>Summary of Operations and Maintenance Invoices</b></p>
---

Vendor	Invoice/Account Number	Amount	Vendor Total	Comments/Description

**Title (Check one):**

☐ Chariman   ☐ Vice Chariman   ☐ Assistant Secretary



<b>CORKSCREW FARMS CDD</b> <b>Summary of Operations and Maintenance Invoices</b>
---

Vendor	Invoice/Account Number	Amount	Vendor Total	Comments/Description
<b>Monthly Contract</b>		\$0.00		
<b>Monthly Contract Subtotal</b>		<b>\$0.00</b>		
<b>Variable Contract</b>				
BARRACO AND ASSOCIATES	26676	\$2,195.00		MISC. PROFESSIONAL SERVICES
<b>Variable Contract Subtotal</b>		<b>\$2,195.00</b>		
<b>Utilities</b>		<b>\$0.00</b>		
<b>Utilities Subtotal</b>		<b>\$0.00</b>		
<b>Regular Services</b>				
EGIS INSURANCE	20403	\$15,925.00		POLICY# 100123337 10/01/23-10/01/24
FLORIDA DEPT OF ECONOMIC	DEO 100223 ACH	\$175.00		FY 24 SPECIAL DISTRICT FEE
<b>Regular Services Subtotal</b>		<b>\$16,100.00</b>		
<b>Additional Services</b>		<b>\$0.00</b>		
<b>Additional Services Subtotal</b>		<b>\$0.00</b>		
<b>TOTAL</b>		<b>\$18,295.00</b>		

Approved (with any necessary revisions noted):

Signature: \_\_\_\_\_

<p style="text-align: center;"><b>CORKSCREW FARMS CDD</b> <b>Summary of Operations and Maintenance Invoices</b></p>
---

Vendor	Invoice/Account Number	Amount	Vendor Total	Comments/Description

**Title (Check one):**

☐ Chariman   ☐ Vice Chariman   ☐ Assistant Secretary

**Barraco & Associates, Inc.**  
 2271 McGregor Boulevard, Suite 100  
 Fort Myers, FL 33901

**Received**  
**OCT 02 2023**

Corkscrew Farms CDD  
 [REDACTED]  
 2005 Pan Am Circle, Suite 120  
 Tampa, FL 33607

Invoice number 26676  
 Date 09/28/2023  
 Project **23331 Corkscrew Farms CDD**

Description	Contract Amount	Percent Complete	Billed To Date	Less Previous Billing	Amount Due This Billing
2022.1 Miscellaneous Professional Services	0.00	0.00	5,402.50	3,207.50	2,195.00
2022.2 Stormwater Needs Analysis Assistance	6,000.00	49.40	2,963.75	2,963.75	0.00
Total	6,000.00	139.44	8,366.25	6,171.25	2,195.00

**2022.1 Miscellaneous Professional Services**

	Hours	Rate	Billed Amount
CDD Manager	2.75	150.00	412.50
<i>Research ERP conveyance status and preserve maintenance requirements. Review agenda, prepare for and attend BOS meeting (zoom).</i>			
Senior Construction Observer	3.50	120.00	420.00
<i>Check erosion @ Lake 3, photos, report conditions with photos, verify plywood remains within inlet. Check lake 3 for repairs.</i>			
Senior Project Manager	3.50	175.00	612.50
<i>Emails regarding erosion repairs on Lake 3. Lake 3 erosion update.</i>			
Principal Professional Engineer	3.00	250.00	750.00
<i>Emails and coordination regarding erosion repairs. Prepare for and attend BOS meeting.</i>			
subtotal	12.75		2,195.00
Phase subtotal			2,195.00

Invoice total **2,195.00**

**Aging Summary**

Invoice Number	Invoice Date	Outstanding	Current	Over 30	Over 60	Over 90	Over 120
26676	09/28/2023	2,195.00	2,195.00				
	Total	2,195.00	2,195.00	0.00	0.00	0.00	0.00



Corkscrew Farms Community Development District  
c/o Inframark  
2005 Pan Am Circle, Suite 120  
Tampa, FL 33607

# INVOICE

Customer	Corkscrew Farms Community Development District
Acct #	795
Date	09/29/2023
Customer Service	Charisse Bitner
Page	1 of 1

Payment Information	
Invoice Summary	\$ 15,925.00
Payment Amount	
Payment for:	Invoice#20403
100123337	

Thank You

Please detach and return with payment



Customer: Corkscrew Farms Community Development District

Invoice	Effective	Transaction	Description	Amount
20403	10/01/2023	Renew policy	Policy #100123337 10/01/2023-10/01/2024 Florida Insurance Alliance  Package - Renew policy Due Date: 9/29/2023	15,925.00
				<b>Total</b>
				\$ 15,925.00

Thank You

FOR PAYMENTS SENT OVERNIGHT:  
Bank of America Lockbox Services, Lockbox 748555, 6000 Feldwood Rd. College Park, GA 30349

Remit Payment To: Egis Insurance Advisors

(321)233-9939

Date

P.O. Box 748555  
Atlanta, GA 30374-8555

sclimer@egisadvisors.com

09/29/2023

# Florida Department of Economic Opportunity, Special District Accountability Program

## Fiscal Year 2023 - 2024 Special District State Fee Invoice and Profile Update

Required by sections 189.064 and 189.018, Florida Statutes, and Chapter 73C-24, Florida Administrative Code

Date Invoiced: 10/02/2023				Invoice No: 89226
Annual Fee: \$175.00	1st Late Fee: \$0.00	2nd Late Fee: \$0.00	Received: \$0.00	Total Due, Postmarked by 12/01/2023: \$175.00

**STEP 1:** Review the following profile and make any needed changes.

### 1. Special District's Name, Registered Agent's Name and Registered Office Address:

000406

**Corkscrew Farms Community Development District**

Mr. Brian Lamb

2005 Pan Am Circle, Suite 300

Tampa, Florida 33607



OCT 05 2023

2. Telephone: 813-397-5121 Ext:
3. Fax: 813-873-7070
4. Email: brian.lamb@inframark.com
5. Status: Independent
6. Governing Body: Elected
7. Website Address: www.corkscrewfarmscdd.com
8. County(ies): Lee
9. Special Purpose(s): Community Development
10. Boundary Map on File: 02/02/2017
11. Creation Document on File: 02/02/2017
12. Date Established: 12/16/2015
13. Creation Method: Local Ordinance
14. Local Governing Authority: Lee County
15. Creation Document(s): County Ordinance 15-16
16. Statutory Authority: Chapter 190, Florida Statutes
17. Authority to Issue Bonds: Yes
18. Revenue Source(s): Assessments

**STEP 2:** Sign and date to certify accuracy and completeness.

By signing and dating below, I do hereby certify that the profile above (changes noted if necessary) is accurate and complete:

Registered Agent's Signature: [Signature] Date 10/30/23

**STEP 3:** Pay the annual state fee or certify eligibility for zero annual fee.

**a. Pay the Annual Fee:** Pay the annual fee online by following the instructions at [www.Floridajobs.org/SpecialDistrictFee](http://www.Floridajobs.org/SpecialDistrictFee) or by check payable to the Florida Department of Economic Opportunity.

**b. Or, Certify Eligibility for the Zero Fee:** By initialing both of the following items, I, the above signed registered agent, do hereby certify that to the best of my knowledge and belief, **BOTH** of the following statements and those on any submissions to the Department are true, correct, complete, and made in good faith. I understand that any information I give may be verified.

1. \_\_\_ This special district is not a component unit of a general purpose local government as determined by the special district and its Certified Public Accountant; and,

2. \_\_\_ This special district is in compliance with its Fiscal Year 2023 - 2024 Annual Financial Report (AFR) filing requirement with the Florida Department of Financial Services (DFS) and that AFR reflects \$3,000 or less in annual revenues or, is a special district not required to file a Fiscal Year 2023 - 2024 AFR with DFS and has included an income statement with this document verifying \$3,000 or less in revenues for the current fiscal year.

Department Use Only: Approved: \_\_\_ Denied: \_\_\_ Reason: \_\_\_\_\_

**STEP 4:** Make a copy of this document for your records.

**STEP 5:** Mail this document and payment (if paying by check) to the Florida Department of Economic Opportunity, Bureau of Budget Management, 107 East Madison Street, MSC #120, Tallahassee, FL 32399-4124. Direct questions to (850) 717-8430.

**CORKSCREW FARMS CDD**  
**Summary of Operations and Maintenance Invoices**

Vendor	Invoice/Account Number	Amount	Vendor Total	Comments/Description
<b>Monthly Contract</b>		\$0.00		
<b>Monthly Contract Subtotal</b>		<b>\$0.00</b>		
<b>Variable Contract</b>				
BARRACO AND ASSOCIATES	26891	\$262.50		MISC. PROFESIONAL SERVICES
U.S. BANK	7102310	\$4,040.63		TRUSTEE - 10/01/23-09/30/24
U.S. BANK	7102311	\$1,000.00	\$5,040.63	INVESTMENT AGREEMENT - 10/01/23-09/30/24
<b>Variable Contract Subtotal</b>		<b>\$5,303.13</b>		
<b>Utilities</b>		<b>\$0.00</b>		
<b>Utilities Subtotal</b>		<b>\$0.00</b>		
<b>Regular Services</b>				
COLEMAN, YOVANOVICH	65	\$122.50		PROFESSIONAL SERVICES THRU - 11/15/23
GANNETT FLORIDA LOCALIQ	0005987035	\$358.41		NOTICE OF REG. BOARD
LEE COUNTY PROPERTY APPRAISER	011560	\$1,325.00		2023 NON AD VALOREM ROLL
<b>Regular Services Subtotal</b>		<b>\$1,805.91</b>		
<b>Additional Services</b>		<b>\$0.00</b>		
<b>Additional Services Subtotal</b>		<b>\$0.00</b>		
<b>TOTAL</b>		<b>\$7,109.04</b>		

Approved (with any necessary revisions noted):

Signature: \_\_\_\_\_

<p><b>CORKSCREW FARMS CDD</b></p> <p><b>Summary of Operations and Maintenance Invoices</b></p>
--

Vendor	Invoice/Account Number	Amount	Vendor Total	Comments/Description

**Title (Check one):**

☐ Chariman   ☐ Vice Chariman   ☐ Assistant Secretary

Received

NOV 17 2023

**Barraco & Associates, Inc.**  
 2271 McGregor Boulevard, Suite 100  
 Fort Myers, FL 33901

Corkscrew Farms CDD

2005 Pan Am Circle, Suite 120  
 Tampa, FL 33607

Invoice number 26891  
 Date 11/14/2023

Project 23331 Corkscrew Farms CDD

Description	Contract Amount	Percent Complete	Billed To Date	Less Previous Billing	Amount Due This Billing
2022.1 Miscellaneous Professional Services	0.00	0.00	5,665.00	5,402.50	262.50
2022.2 Stormwater Needs Analysis Assistance	6,000.00	49.40	2,963.75	2,963.75	0.00
Total	6,000.00	143.81	8,628.75	8,366.25	262.50

**2022.1 Miscellaneous Professional Services**

	Hours	Rate	Billed Amount
Senior Project Manager	1.50	175.00	262.50
<i>Met Eileen Barret on-site to review Lake 3 erosion repairs.</i>			

Invoice total **262.50**

**Aging Summary**

Invoice Number	Invoice Date	Outstanding	Current	Over 30	Over 60	Over 90	Over 120
26891	11/14/2023	262.50	262.50				
	Total	262.50	262.50	0.00	0.00	0.00	0.00





Corporate Trust Services  
EP-MN-WN3L  
60 Livingston Ave.  
St. Paul, MN 55107

Invoice Number: 7102310  
Account Number: 252523000  
Invoice Date: 10/25/2023  
Direct Inquiries To: Duffy, Leanne M  
Phone: (407)-835-3807

2/3

Corkscrew Farms CDD  
ATTN District Manager  
2005 Pan AM Circle Suite 300  
Tampa, FL 33607  
United States

**CORKSCREW FARMS CDD SERIES 2016**

The following is a statement of transactions pertaining to your account. For further information, please review the attached.

**STATEMENT SUMMARY**

**PLEASE REMIT BOTTOM COUPON PORTION OF THIS PAGE WITH CHECK PAYMENT OF INVOICE.**

**TOTAL AMOUNT DUE \$4,040.63**

All invoices are due upon receipt.

Please detach at perforation and return bottom portion of the statement with your check, payable to U.S. Bank.

**CORKSCREW FARMS CDD SERIES 2016**

Invoice Number: 7102310  
Account Number: 252523000  
Current Due: \$4,040.63  
Direct Inquiries To: Duffy, Leanne M  
Phone: (407)-835-3807

**Wire Instructions:**

U.S. Bank  
ABA # 091000022  
Acct # 1-801-5013-5135  
Trust Acct # 252523000  
Invoice # 7102310  
Attn: Fee Dept St. Paul

**Please mail payments to:**

U.S. Bank  
CM-9690  
PO BOX 70870  
St. Paul, MN 55170-9690





Corporate Trust Services  
EP-MN-WN3L  
60 Livingston Ave.  
St. Paul, MN 55107

Invoice Number: 7102310  
Invoice Date: 10/25/2023  
Account Number: 252523000  
Direct Inquiries To: Duffy, Leanne M  
Phone: (407)-835-3807

CORKSCREW FARMS CDD SERIES 2016

Accounts Included 252523000 252523002 252523004 252523005 252523006  
In This Relationship:

CURRENT CHARGES SUMMARIZED FOR ENTIRE RELATIONSHIP				
Detail of Current Charges	Volume	Rate	Portion of Year	Total Fees
04200 Trustee	1.00	3,750.00	100.00%	\$3,750.00
Subtotal Administration Fees - In Advance 10/01/2023 - 09/30/2024				\$3,750.00
Incidental Expenses 10/01/2023 to 09/30/2024	3,750.00	0.0775		\$290.63
Subtotal Incidental Expenses				\$290.63
TOTAL AMOUNT DUE				\$4,040.63





Corporate Trust Services  
EP-MN-WN3L  
60 Livingston Ave.  
St. Paul, MN 55107

Invoice Number: 7102311  
Account Number: 252523001  
Invoice Date: 10/25/2023  
Direct Inquiries To: Duffy, Leanne M  
Phone: (407)-835-3807

Corkscrew Farms CDD  
ATTN District Manager  
2005 Pan AM Circle Suite 300  
Tampa, FL 33607  
United States

# **CORKSCREW FARMS 2016**

The following is a statement of transactions pertaining to your account. For further information, please review the attached.

## **STATEMENT SUMMARY**

**PLEASE REMIT BOTTOM COUPON PORTION OF THIS PAGE WITH CHECK PAYMENT OF INVOICE.**

<b>TOTAL AMOUNT DUE</b>	<b>\$1,000.00</b>
-------------------------	-------------------

All invoices are due upon receipt.

Please detach at perforation and return bottom portion of the statement with your check, payable to U.S. Bank.

# **CORKSCREW FARMS 2016**

Invoice Number:	7102311
Account Number:	252523001
Current Due:	\$1,000.00
Direct Inquiries To:	Duffy, Leanne M
Phone:	(407)-835-3807

Wire Instructions:  
U.S. Bank  
ABA # 091000022  
Acct # 1-801-5013-5135  
Trust Acct # 252523001  
Invoice # 7102311  
Attn: Fee Dept St. Paul

Please mail payments to:  
U.S. Bank  
CM-9690  
PO BOX 70870  
St. Paul, MN 55170-9690





Corporate Trust Services  
EP-MN-WN3L  
60 Livingston Ave.  
St. Paul, MN 55107

Invoice Number: 7102311  
Invoice Date: 10/25/2023  
Account Number: 252523001  
Direct Inquiries To: Duffy, Leanne M  
Phone: (407)-835-3807

3/3

CORKSCREW FARMS 2016

Accounts Included 252523001

In This Relationship:

**CURRENT CHARGES SUMMARIZED FOR ENTIRE RELATIONSHIP**

Detail of Current Charges	Volume	Rate	Portion of Year	Total Fees
04341 Investment Agreement	1.00	1,000.00	100.00%	\$1,000.00
<b>Subtotal Administration Fees - In Advance 10/01/2023 - 09/30/2024</b>				<b>\$1,000.00</b>
<b>TOTAL AMOUNT DUE</b>				<b>\$1,000.00</b>



Coleman, Yovanovich & Koester, P.A.  
Northern Trust Bank Building  
4001 Tamiami Trail North, Suite 300  
Naples, Florida 34103-3556  
Telephone: (239) 435-3535  
Fax: (239) 435-1218

Corkscrew Farms CDD  
c/oInframark  
Brian Lamb, District Manager  
2005 Pan Am Circle, Suite 120  
Tampa FL 33607

Attn: Teresa Farlow

Gen Rep

Page: 1  
November 15, 2023  
File No: 6677-001M  
Statement No: 65

SENT VIA EMAIL TO: [inframark@avidbill.com](mailto:inframark@avidbill.com)


Previous Balance	\$35.00
------------------	---------

Fees

10/04/2023	GLU	Review and respond to email correspondence from Natalia Aurelus regarding audit response update.	<u>87.50</u>
		Professional Fees through 11/15/2023	87.50
		Total Current Work	87.50
		Balance Due (includes previous balance, if any)	<u>\$122.50</u>



ACCOUNT NAME		ACCOUNT #	PAGE #
Corkscrew Farms CDD		1124888	1 of 1
INVOICE #	BILLING PERIOD	PAYMENT DUE DATE	
0005987035	Oct 1- Oct 31, 2023	November 20, 2023	
PREPAY (Memo Info)	UNAPPLIED (included in amt due)	TOTAL CASH AMT DUE*	
\$0.00	\$0.00	\$995.09	

BILLING ACCOUNT NAME AND ADDRESS	<p>Corkscrew Farms Cdd Brittany Crutchfield 2005 Pan Am Cir. Ste. 300 Tampa, FL 33607-6008</p> 	<p><b>Legal Entity:</b> Gannett Media Corp.</p> <p><b>Terms and Conditions:</b> Past due accounts are subject to interest at the rate of 18% per annum or the maximum legal rate (whichever is less). Advertiser claims for a credit related to rates incorrectly invoiced or paid must be submitted in writing to Publisher within 30 days of the invoice date or the claim will be waived. Any credit towards future advertising must be used within 30 days of issuance or the credit will be forfeited.</p> <p><b>All funds payable in US dollars.</b></p>
----------------------------------	--	--

<b>BILLING INQUIRIES/ADDRESS CHANGES</b> 1-877-736-7612 or <a href="mailto:smb@ccc.gannett.com">smb@ccc.gannett.com</a>	<b>FEDERAL ID</b> 47-2390983
<b>To sign-up for E-mailed invoices and online payments please contact <a href="mailto:abgspecial@gannett.com">abgspecial@gannett.com</a>. Previous account number: 9659</b>	

Date	Description	Amount
10/1/23	Balance Forward	\$1,361.92
10/26/23	8.15.23-9165057-Ad Transfer to acct# 1126754	-\$725.24
10/31/23	Finance Charge	\$9.55

Package Advertising:				
Start-End Date	Order Number	Description	PO Number	Package Cost
10/4/23	9296806	NOTICE OF REGULAR BOARD		\$348.86

Received  
NOV 13 2023

As an incentive for customers, we provide a discount off the total invoice cost equal to the 3.99% service fee if you pay with Cash/Check/ACH. Pay by Cash/Check/ACH and Save!

Total Cash Amount Due	\$995.09
Service Fee 3.99%	\$39.70
*Cash/Check/ACH Discount	-\$39.70
*Payment Amount by Cash/Check/ACH	\$995.09
Payment Amount by Credit Card	\$1,034.79

PLEASE DETACH AND RETURN THIS PORTION WITH YOUR PAYMENT

ACCOUNT NAME		ACCOUNT NUMBER		INVOICE NUMBER		AMOUNT PAID
Corkscrew Farms CDD		1124888		0005987035		
CURRENT DUE	30 DAYS PAST DUE	60 DAYS PAST DUE	90 DAYS PAST DUE	120+ DAYS PAST DUE	UNAPPLIED PAYMENTS	TOTAL CASH AMT DUE*
\$358.41	\$0.00	\$636.68	\$0.00	\$0.00	\$0.00	\$995.09
REMITTANCE ADDRESS (Include Account# & Invoice# on check)				TO PAY WITH CREDIT CARD PLEASE FILL OUT BELOW:		TOTAL CREDIT CARD AMT DUE
Gannett Florida LocaliQ PO Box 631244 Cincinnati, OH 45263-1244				<input type="checkbox"/> VISA <input type="checkbox"/> MASTERCARD <input type="checkbox"/> DISCOVER <input type="checkbox"/> AMEX		\$1,034.79
				Card Number _____		
				Exp Date ____ / ____ / ____ CVV Code ____		
				Signature _____ Date _____		

0001124888000000000000059870350009950967175



STATE OF FLORIDA  
**LEE COUNTY PROPERTY APPRAISER**  
MATTHEW H. CALDWELL

**Mailing Address:**  
P.O. Box 1546  
Fort Myers, Florida 33902-1546

**Physical Address:**  
2480 Thompson Street  
Fort Myers, Florida 33901-3074



Telephone: (239) 533-6100 - (866)673-2868 (From anywhere in Continental US except 239 area code)  
Facsimile: (239) 533-6160 Website: [www.leepa.org](http://www.leepa.org)

**INVOICE**

**BILL TO:**

**Corkscrew Farms CDD**  
[REDACTED]  
2005 Pan Am Circle Ste 120  
Tampa, FL 33607

**Date:** 11/7/2023  
**Invoice Number:** 011560  
**Customer ID:** 000351  
**Terms:** Due Upon Receipt  
**Tax Roll Mgr:**

**District Authority: Corkscrew Farms CDD**  
**Pursuant to Resolution:**  
**Dated:**

DESCRIPTION	QUANTITY	UNIT DESC.	RATE	EXT. PRICE
2023 Non Ad Valorem Roll	1,325.00		1.00	1,325.00

Please make check payable to Lee County Property Appraiser

**Remit To:**  
Lee County Property Appraisers Office  
Attn: Accounts Receivable - 4th Floor  
P.O. Box 1546  
Fort Myers, FL 33902

**TOTAL: 1,325.00**

**CORKSCREW FARMS CDD**  
**Summary of Operations and Maintenance Invoices**

Vendor	Invoice/Account Number	Amount	Vendor Total	Comments/Description
<b>Monthly Contract</b>				
INFRAMARK LLC	105774	\$1.80		DISRICT SERVICES NOVEMBER 2023
INFRAMARK LLC	106326	\$3,133.33		DISRICT INVOICE OCTOBER 2023
INFRAMARK LLC	106344	\$3,133.33		DISRICT INVOICE NOVEMBER 2023
INFRAMARK LLC	107110	\$3,139.21	\$9,407.67	DISRICT INVOICE DECEMBER 2023
<b>Monthly Contract Subtotal</b>		<b>\$9,407.67</b>		
<b>Variable Contract</b>		<b>\$0.00</b>		
<b>Variable Contract Subtotal</b>		<b>\$0.00</b>		
<b>Utilities</b>		<b>\$0.00</b>		
<b>Utilities Subtotal</b>		<b>\$0.00</b>		
<b>Regular Services</b>				
COLEMAN, YOVANOVICH	66	\$35.00		PROFESSIONAL SERVICES THRU - 12/12/23
CORKSCREW FARMS CDD	11102023-01	\$4,487.67		SERIES 2016 FY24 TAX DIST ID 123
CORKSCREW FARMS CDD	11102023-02	\$5,576.58		SERIES 2017 FY24 TAX DIST ID 123
CORKSCREW FARMS CDD	11272023-01	\$98,870.92		SERIES 2016 FY24 TAX DIST ID 128
CORKSCREW FARMS CDD	11272023-02	\$122,861.46		SERIES 2017 FY24 TAX DIST ID 128
CORKSCREW FARMS CDD	12102023-01	\$573,628.07		SERIES 2016 FY24 TAX DIST ID 132
CORKSCREW FARMS CDD	12102023-02	\$712,816.10		SERIES 2017 FY24 TAX DIST ID 132
CORKSCREW FARMS CDD	12212023-01	\$29,869.39		SERIES 2017 FY24 TAX DIST ID 136
CORKSCREW FARMS CDD	12212023-02	\$24,036.94	\$1,572,147.13	SERIES 2016 FY24 TAX DIST ID 136
<b>Regular Services Subtotal</b>		<b>\$1,572,182.13</b>		
<b>Additional Services</b>		<b>\$0.00</b>		
<b>Additional Services Subtotal</b>		<b>\$0.00</b>		



<p style="text-align: center;"><b>CORKSCREW FARMS CDD</b> <b>Summary of Operations and Maintenance Invoices</b></p>
---

Vendor	Invoice/Account Number	Amount	Vendor Total	Comments/Description
<b>TOTAL</b>		<b>\$1,581,589.80</b>		

Approved (with any necessary revisions noted):

---

Signature:

Title (Check one):

☐ Chariman   ☐ Vice Chariman   ☐ Assistant Secretary

**CORKSCREW FARMS CDD**  
**Summary of Operations and Maintenance Invoices**

Vendor	Invoice/Account Number	Amount	Vendor Total	Comments/Description
<b>Monthly Contract</b>				
INFRAMARK LLC	108612	\$3,133.33		DISTRICT INVOICE JANUARY 2024
<b>Monthly Contract Subtotal</b>		<b>\$3,133.33</b>		
<b>Variable Contract</b>		<b>\$0.00</b>		
<b>Variable Contract Subtotal</b>		<b>\$0.00</b>		
<b>Utilities</b>		<b>\$0.00</b>		
<b>Utilities Subtotal</b>		<b>\$0.00</b>		
<b>Regular Services</b>				
COLEMAN, YOYANOVICH	67	\$70.00		PROFESSIONAL SERVICES
CORKSCREW FARMS CDD	01102024-01	\$15,828.12		FY 24 YAX DIST ID 138
CORKSCREW FARMS CDD	01102024-02	\$19,668.74		FY 24 YAX DIST ID 138
CORKSCREW FARMS CDD	10112023-01	\$1,702.85		SERIES 2016 FY24 TAX DIST ID
CORKSCREW FARMS CDD	10112023-02	\$2,116.04		SERIES 2017 FY24 TAX DIST ID
CORKSCREW FARMS CDD	10302023-01	\$174.74		SERIES 2016 FY24 TAX DIST ID
CORKSCREW FARMS CDD	10302023-02	\$217.13	\$39,707.62	SERIES 2017 FY24 TAX DIST ID
GANNETT FLORIDA LOCALIQ	0006138381	\$1,019.42		LEGAL AD THRU DEC 2023
GANNETT FLORIDA LOCALIQ	5863268	\$636.68	\$1,656.10	LEGAL AD 08/15/23 - 08/22/23
<b>Regular Services Subtotal</b>		<b>\$41,433.72</b>		
<b>Additional Services</b>		<b>\$0.00</b>		
<b>Additional Services Subtotal</b>		<b>\$0.00</b>		
<b>TOTAL</b>		<b>\$44,567.05</b>		

<b>CORKSCREW FARMS CDD</b> <b>Summary of Operations and Maintenance Invoices</b>
---

Vendor	Invoice/Account Number	Amount	Vendor Total	Comments/Description

Approved (with any necessary revisions noted):

---

Signature:

Title (Check one):

☐ Chariman   ☐ Vice Chariman   ☐ Assistant Secretary



2002 West Grand Parkway North  
Suite 100  
Katy, TX 77449

**INVOICE#**

#108612

**CUSTOMER ID**

C2294

**PO#**

# INVOICE

**DATE**

1/24/2024

**NET TERMS**

Net 30

**DUE DATE**

2/23/2024

**BILL TO**

Corkscrew Farms CDD  
2005 Pan Am Cir Ste 300  
Tampa FL 33607-6008  
United States

Services provided for the Month of: January 2024

DESCRIPTION	QTY	UOM	RATE	MARKUP	AMOUNT
Dissemination Services	1	Ea	175.00		175.00
District Management	1	Ea	2,833.33		2,833.33
Website Maintenance / Admin	1	Ea	125.00		125.00
<b>Subtotal</b>					<b>3,133.33</b>

<b>Subtotal</b>	\$3,133.33
-----------------	------------

<b>Tax</b>	\$0.00
------------	--------

<b>Total Due</b>	\$3,133.33
------------------	------------

**Remit To : Inframark LLC, PO BOX 733778, Dallas, Texas, 75373-3778**

*To pay by Credit Card, please contact us at 281-578-4299, 9:00am - 5:30pm EST, Monday – Friday. A surcharge fee may apply.*

*To pay via ACH or Wire, please refer to our banking information below:*

*Account Name: INFRAMARK, LLC*

*ACH - Bank Routing Number: 111000614 / Account Number: 912593196*

*Wire - Bank Routing Number: 021000021 / SWIFT Code: CHASUS33 / Account Number: 912593196*

*Please include the Customer ID and the Invoice Number on your form of payment.*

Coleman, Yovanovich & Koester, P.A.  
Northern Trust Bank Building  
4001 Tamiami Trail North, Suite 300  
Naples, Florida 34103-3556  
Telephone: (239) 435-3535  
Fax: (239) 435-1218

Corkscrew Farms CDD  
c/oInframark  
Brian Lamb, District Manager  
2005 Pan Am Circle, Suite 120  
Tampa FL 33607

Attn: Teresa Farlow

Gen Rep

Page: 1  
January 23, 2024  
File No: 6677-001M  
Statement No: 67

SENT VIA EMAIL TO: [inframark@avidbill.com](mailto:inframark@avidbill.com)

Previous Balance	\$157.50
------------------	----------

Fees

12/08/2023	GLU	Review email correspondence from Ray Blacksmith and Carl Barraco regarding placement of utilities along Corkscrew Road	70.00
12/14/2023	GLU	Review and respond to email correspondence from Manager on agenda	35.00
		Professional Fees through 01/23/2024	105.00
		Total Current Work	105.00

Payments

Total Payments Through 01/23/2024	-192.50
Balance Due (includes previous balance, if any)	<u>\$70.00</u>

**CHECK REQUEST FORM**  
**Corkscrew Farms**

**Date:** 1/17/2024

**Invoice#:** 01102024-01

**Vendor#:** V00014

**Vendor Name:** Corkscrew Farms

**Pay From:** Busey Acct# 5580

**Description:** Series 2016 - FY 24 Tax Dist. ID 138

**Code to:** 201.103200.1000

**Amount:** \$15,828.12

**Requested By:** 1/17/2024  
Teresa Farlow

# CORKSCREW FARMS CDD

## DISTRICT CHECK REQUEST

**Today's Date** 1/10/2024

**Payable To** Corkscrew Farms CDD

**Check Amount** \$15,828.12

**Check Description** Series 2016 - FY 24 Tax Dist. ID Dist 138

**Check Amount** \$19,668.74

**Check Description** Series 2017 - FY 24 Tax Dist. ID Dist 138

**Special Instructions** Do not mail. Please give to Eric

(Please attach all supporting documentation: invoices, receipts, etc.)

*ERIC*

\_\_\_\_\_  
Authorization

DM	_____
Fund	<u>001</u>
G/L	<u>20702</u>
Object Code	
Chk #	_____ Date _____

**TAX REVENUE RECEIPTS AND TRANSFER SCHEDULE**  
**FISCAL YEAR 2024, TAX YEAR 2023**

Net O&M	99,159.57	5.311%	0.053100
Net DS 16	788,297.87	42.222%	0.422200
Net DS 17	979,574.47	52.467%	0.524700
Net Total	1,867,031.91	100%	100%

W:\DMS\Client Files\Corkscrew Farms CDD 503\Financial Services\Accounting\Debt Service\FY 2024\CSF CDD FY 2024 DS SCHEDULE



Funding Ag	Distribution	Tax Yr	Account Nt	Situs Addr	Allocation	Allocated	Commissic Interest	Distributed	District Coi	Distribution Agency	Cor Fund Name	Ledger Typ	Roll Yr
CORKSCRE	1/9/2024	138	2023	19-46-27-L	19390 THE #####	1670.58	0	1670.58	351	Real Estate	87	CORKSCRE Tax Due	2023
CORKSCRE	1/9/2024	138	2023	19-46-27-L	19390 THE #####	-50.12	0	-50.12	351	Real Estate	87	CORKSCRE Discount	2023
CORKSCRE	1/9/2024	138	2023	24-46-26-L	19580 DEN #####	1351.43	0	1351.43	351	Real Estate	87	CORKSCRE Tax Due	2023
CORKSCRE	1/9/2024	138	2023	24-46-26-L	19580 DEN #####	-40.54	0	-40.54	351	Real Estate	87	CORKSCRE Discount	2023
CORKSCRE	1/9/2024	138	2023	24-46-26-L	19860 THE #####	297.73	0	297.73	351	Real Estate	87	CORKSCRE Tax Due	2023
CORKSCRE	1/9/2024	138	2023	24-46-26-L	19860 THE #####	80.26	0	80.26	351	Real Estate	87	CORKSCRE Tax Due	2023
CORKSCRE	1/9/2024	138	2023	24-46-26-L	19860 THE #####	-11.34	0	-11.34	351	Real Estate	87	CORKSCRE Discount	2023
CORKSCRE	1/9/2024	138	2023	24-46-26-L	17079 ASH #####	1351.43	0	1351.43	351	Real Estate	87	CORKSCRE Tax Due	2023
CORKSCRE	1/9/2024	138	2023	24-46-26-L	17079 ASH #####	-40.54	0	-40.54	351	Real Estate	87	CORKSCRE Discount	2023
CORKSCRE	1/9/2024	138	2023	24-46-26-L	17665 KINZ #####	1564.2	0	1564.2	351	Real Estate	87	CORKSCRE Tax Due	2023
CORKSCRE	1/9/2024	138	2023	24-46-26-L	17665 KINZ #####	-46.93	0	-46.93	351	Real Estate	87	CORKSCRE Discount	2023
CORKSCRE	1/9/2024	138	2023	24-46-26-L	19517 DEN #####	1351.43	0	1351.43	351	Real Estate	87	CORKSCRE Tax Due	2023
CORKSCRE	1/9/2024	138	2023	24-46-26-L	19517 DEN #####	-54.06	0	-54.06	351	Real Estate	87	CORKSCRE Discount	2023
CORKSCRE	1/9/2024	138	2023	19-46-27-L	19394 THE #####	1670.58	0	1670.58	351	Real Estate	87	CORKSCRE Tax Due	2023
CORKSCRE	1/9/2024	138	2023	19-46-27-L	19394 THE #####	-50.12	0	-50.12	351	Real Estate	87	CORKSCRE Discount	2023
CORKSCRE	1/9/2024	138	2023	24-46-26-L	19279 ELS' #####	1138.67	0	1138.67	351	Real Estate	87	CORKSCRE Tax Due	2023
CORKSCRE	1/9/2024	138	2023	24-46-26-L	19279 ELS' #####	-34.16	0	-34.16	351	Real Estate	87	CORKSCRE Discount	2023
CORKSCRE	1/9/2024	138	2023	24-46-26-L	17506 ELK' #####	339.14	0	339.14	351	Real Estate	87	CORKSCRE Tax Due	2023
CORKSCRE	1/9/2024	138	2023	24-46-26-L	17506 ELK' #####	-2.57	0	-2.57	351	Real Estate	87	CORKSCRE Tax Due	2023
CORKSCRE	1/9/2024	138	2023	24-46-26-L	17506 ELK' #####	-10.1	0	-10.1	351	Real Estate	87	CORKSCRE Discount	2023
CORKSCRE	1/9/2024	138	2023	24-46-26-L	19679 BEE #####	1351.43	0	1351.43	351	Real Estate	87	CORKSCRE Tax Due	2023
CORKSCRE	1/9/2024	138	2023	24-46-26-L	19679 BEE #####	-40.54	0	-40.54	351	Real Estate	87	CORKSCRE Discount	2023
CORKSCRE	1/9/2024	138	2023	24-46-26-L	17321 ASH #####	284.93	0	284.93	351	Real Estate	87	CORKSCRE Tax Due	2023
CORKSCRE	1/9/2024	138	2023	24-46-26-L	17321 ASH #####	-0.54	0	-0.54	351	Real Estate	87	CORKSCRE Tax Due	2023
CORKSCRE	1/9/2024	138	2023	24-46-26-L	17321 ASH #####	-8.53	0	-8.53	351	Real Estate	87	CORKSCRE Discount	2023
CORKSCRE	1/9/2024	138	2023	19-46-27-L	19568 THE #####	353.06	0	353.06	351	Real Estate	87	CORKSCRE Tax Due	2023
CORKSCRE	1/9/2024	138	2023	19-46-27-L	19568 THE #####	75.99	0	75.99	351	Real Estate	87	CORKSCRE Tax Due	2023
CORKSCRE	1/9/2024	138	2023	19-46-27-L	19568 THE #####	-12.87	0	-12.87	351	Real Estate	87	CORKSCRE Discount	2023
CORKSCRE	1/9/2024	138	2023	24-46-26-L	19870 BITT #####	1138.67	0	1138.67	351	Real Estate	87	CORKSCRE Tax Due	2023
CORKSCRE	1/9/2024	138	2023	24-46-26-L	19870 BITT #####	-34.16	0	-34.16	351	Real Estate	87	CORKSCRE Discount	2023
CORKSCRE	1/9/2024	138	2023	24-46-26-L	19310 ELS' #####	1351.43	0	1351.43	351	Real Estate	87	CORKSCRE Tax Due	2023
CORKSCRE	1/9/2024	138	2023	24-46-26-L	19310 ELS' #####	-40.54	0	-40.54	351	Real Estate	87	CORKSCRE Discount	2023
CORKSCRE	1/9/2024	138	2023	24-46-26-L	19753 THE #####	1351.43	0	1351.43	351	Real Estate	87	CORKSCRE Tax Due	2023
CORKSCRE	1/9/2024	138	2023	24-46-26-L	19753 THE #####	-40.54	0	-40.54	351	Real Estate	87	CORKSCRE Discount	2023
CORKSCRE	1/9/2024	138	2023	24-46-26-L	19712 THE #####	280.64	0	280.64	351	Real Estate	87	CORKSCRE Tax Due	2023
CORKSCRE	1/9/2024	138	2023	24-46-26-L	19712 THE #####	114.43	0	114.43	351	Real Estate	87	CORKSCRE Tax Due	2023
CORKSCRE	1/9/2024	138	2023	24-46-26-L	19712 THE #####	-11.85	0	-11.85	351	Real Estate	87	CORKSCRE Discount	2023
CORKSCRE	1/9/2024	138	2023	24-46-26-L	19364 ELS' #####	247.05	0	247.05	351	Real Estate	87	CORKSCRE Tax Due	2023
CORKSCRE	1/9/2024	138	2023	24-46-26-L	19364 ELS' #####	75.24	0	75.24	351	Real Estate	87	CORKSCRE Tax Due	2023
CORKSCRE	1/9/2024	138	2023	24-46-26-L	19364 ELS' #####	-9.67	0	-9.67	351	Real Estate	87	CORKSCRE Discount	2023

CORKSCRE	1/9/2024	138	2023	24-46-26-L 19851 WAT	#####	1564.2	0	1564.2	351	Real Estate	87	CORKSCRE Tax Due	2023
CORKSCRE	1/9/2024	138	2023	24-46-26-L 19851 WAT	#####	-46.93	0	-46.93	351	Real Estate	87	CORKSCRE Discount	2023
CORKSCRE	1/9/2024	138	2023	24-46-26-L 17462 ELK	#####	1670.58	0	1670.58	351	Real Estate	87	CORKSCRE Tax Due	2023
CORKSCRE	1/9/2024	138	2023	24-46-26-L 17462 ELK	#####	-50.12	0	-50.12	351	Real Estate	87	CORKSCRE Discount	2023
CORKSCRE	1/9/2024	138	2023	24-46-26-L 19841 THE	#####	1351.43	0	1351.43	351	Real Estate	87	CORKSCRE Tax Due	2023
CORKSCRE	1/9/2024	138	2023	24-46-26-L 19841 THE	#####	-40.54	0	-40.54	351	Real Estate	87	CORKSCRE Discount	2023
CORKSCRE	1/9/2024	138	2023	24-46-26-L 19348 ELS	#####	1138.67	0	1138.67	351	Real Estate	87	CORKSCRE Tax Due	2023
CORKSCRE	1/9/2024	138	2023	24-46-26-L 19348 ELS	#####	-34.16	0	-34.16	351	Real Estate	87	CORKSCRE Discount	2023
CORKSCRE	1/9/2024	138	2023	24-46-26-L 17507 ASH	#####	1564.2	0	1564.2	351	Real Estate	87	CORKSCRE Tax Due	2023
CORKSCRE	1/9/2024	138	2023	24-46-26-L 17507 ASH	#####	-46.93	0	-46.93	351	Real Estate	87	CORKSCRE Discount	2023
CORKSCRE	1/9/2024	138	2023	24-46-26-L 19553 DEV	#####	1351.43	0	1351.43	351	Real Estate	87	CORKSCRE Tax Due	2023
CORKSCRE	1/9/2024	138	2023	24-46-26-L 19553 DEV	#####	-40.54	0	-40.54	351	Real Estate	87	CORKSCRE Discount	2023
CORKSCRE	1/9/2024	138	2023	24-46-26-L 19917 BEV	#####	1138.67	0	1138.67	351	Real Estate	87	CORKSCRE Tax Due	2023
CORKSCRE	1/9/2024	138	2023	24-46-26-L 19917 BEV	#####	-34.16	0	-34.16	351	Real Estate	87	CORKSCRE Discount	2023
CORKSCRE	1/9/2024	138	2023	24-46-26-L 17442 CAB	#####	1670.58	0	1670.58	351	Real Estate	87	CORKSCRE Tax Due	2023
CORKSCRE	1/9/2024	138	2023	24-46-26-L 17442 CAB	#####	-50.12	0	-50.12	351	Real Estate	87	CORKSCRE Discount	2023
CORKSCRE	1/9/2024	138	2023	24-46-26-L 17540 ASH	#####	1564.2	0	1564.2	351	Real Estate	87	CORKSCRE Tax Due	2023
CORKSCRE	1/9/2024	138	2023	24-46-26-L 17540 ASH	#####	-46.93	0	-46.93	351	Real Estate	87	CORKSCRE Discount	2023
CORKSCRE	1/9/2024	138	2023	24-46-26-L 19741 THE	#####	1351.43	0	1351.43	351	Real Estate	87	CORKSCRE Tax Due	2023
CORKSCRE	1/9/2024	138	2023	24-46-26-L 19741 THE	#####	-40.54	0	-40.54	351	Real Estate	87	CORKSCRE Discount	2023
CORKSCRE	1/9/2024	138	2023	24-46-26-L 17466 NEV	#####	1351.43	0	1351.43	351	Real Estate	87	CORKSCRE Tax Due	2023
CORKSCRE	1/9/2024	138	2023	24-46-26-L 17466 NEV	#####	-40.54	0	-40.54	351	Real Estate	87	CORKSCRE Discount	2023
CORKSCRE	1/9/2024	138	2023	24-46-26-L 17337 ASH	#####	1138.67	0	1138.67	351	Real Estate	87	CORKSCRE Tax Due	2023
CORKSCRE	1/9/2024	138	2023	24-46-26-L 17337 ASH	#####	-34.16	0	-34.16	351	Real Estate	87	CORKSCRE Discount	2023
CORKSCRE	1/9/2024	138	2023	24-46-26-L 19246 ELS	#####	1138.67	0	1138.67	351	Real Estate	87	CORKSCRE Tax Due	2023
CORKSCRE	1/9/2024	138	2023	24-46-26-L 19246 ELS	#####	-34.16	0	-34.16	351	Real Estate	87	CORKSCRE Discount	2023
CORKSCRE	1/9/2024	138	2023	24-46-26-L 19744 BEE	#####	254.54	0	254.54	351	Real Estate	87	CORKSCRE Tax Due	2023
CORKSCRE	1/9/2024	138	2023	24-46-26-L 19744 BEE	#####	273.01	0	273.01	351	Real Estate	87	CORKSCRE Tax Due	2023
CORKSCRE	1/9/2024	138	2023	24-46-26-L 19744 BEE	#####	-15.82	0	-15.82	351	Real Estate	87	CORKSCRE Discount	2023
CORKSCRE	1/9/2024	138	2023	24-46-26-L 17405 NEV	#####	1351.43	0	1351.43	351	Real Estate	87	CORKSCRE Tax Due	2023
CORKSCRE	1/9/2024	138	2023	24-46-26-L 17405 NEV	#####	-40.54	0	-40.54	351	Real Estate	87	CORKSCRE Discount	2023
CORKSCRE	1/9/2024	138	2023	23-46-26-L 17230 ASH	#####	1351.43	0	1351.43	351	Real Estate	87	CORKSCRE Tax Due	2023
CORKSCRE	1/9/2024	138	2023	23-46-26-L 17230 ASH	#####	-40.54	0	-40.54	351	Real Estate	87	CORKSCRE Discount	2023
							37487.87						

**CHECK REQUEST FORM**  
**Corkscrew Farms**

**Date:** 1/17/2024

**Invoice#:** 01102024-02

**Vendor#:** V00014

**Vendor Name:** Corkscrew Farms

**Pay From:** Busey Acct# 5580

**Description:** Series 2017 - FY 24 Tax Dist. ID 138

**Code to:** 201.103200.1000

**Amount:** \$19,668.74

**Requested By:** Teresa Farlow 1/17/2024

---

# CORKSCREW FARMS CDD

## DISTRICT CHECK REQUEST

**Today's Date** 1/10/2024

**Payable To** Corkscrew Farms CDD

**Check Amount** ~~\$15,828.12~~

**Check Description** Series 2016 - FY 24 Tax Dist. ID Dist 138

**Check Amount** \$19,668.74

**Check Description** Series 2017 - FY 24 Tax Dist. ID Dist 138

**Special Instructions** Do not mail. Please give to Eric

(Please attach all supporting documentation: invoices, receipts, etc.)

*ERIC*

\_\_\_\_\_  
Authorization

DM	
Fund	<u>001</u>
G/L	<u>20702</u>
Object Code	
Chk #	_____ Date _____

# CORKSCREW FARMS CDD

## TAX REVENUE RECEIPTS AND TRANSFER SCHEDULE FISCAL YEAR 2024, TAX YEAR 2023

Dollar Amounts	Fiscal Year 2024 Percentages	
Net O&M	99,159.57	5.311%
Net DS 16	788,297.87	42.222%
Net DS 17	979,574.47	52.467%
Net Total	1,867,031.91	100%

91%

Date Received	Amount Received	5.31%	Raw Numbers Operations Revenue	5.31%	Rounded Operations Revenue	42.22%	Raw Numbers 2016 Debt Service Revenue	42.22%	Rounded 2016 Debt Service Revenue	52.47%	Raw Numbers 2017 Debt Service Revenue	52.47%	Rounded 2017 Debt Service Revenue	Proof	Distribution Number & Date Transferred	Payments / CDD check #
10/11/2023	4,033.10	214.20	214.20	564.50	214.21	1,702.85	174.74	1,702.85	1,702.85	2,116.04	2,116.04	2,116.04	-	-		
10/30/2023	413.85	21.98	21.98	564.50	21.98	174.74	174.74	174.74	174.74	217.13	217.13	217.13	-	-		
11/10/2023	10,628.75	564.50	564.50	564.50	564.50	4,487.67	4,487.67	4,487.67	4,487.67	5,576.58	5,576.58	5,576.58	-	-	Dist 123	
11/27/2023	234,169.30	12,436.92	12,436.92	12,436.92	12,436.92	98,870.92	98,870.92	98,870.92	98,870.92	122,861.46	122,861.46	122,861.46	-	-	Dist 128	
12/10/2023	1,358,600.54	72,156.37	72,156.37	72,156.37	72,156.37	573,628.07	573,628.07	573,628.07	573,628.07	712,816.10	712,816.10	712,816.10	-	-	Dist 132	
12/21/2023	56,929.92	3,023.59	3,023.59	3,023.59	3,023.59	24,036.94	24,036.94	24,036.94	24,036.94	29,869.39	29,869.39	29,869.39	-	-	Dist 136	
1/10/2024	37,487.87	1,991.01	1,991.01	1,991.01	1,991.01	15,828.12	15,828.12	15,828.12	15,828.12	19,668.74	19,668.74	19,668.74	-	-	Dist 138	
		-	-	-	-	-	-	-	-	-	-	-	-	-		
		-	-	-	-	-	-	-	-	-	-	-	-	-		
		-	-	-	-	-	-	-	-	-	-	-	-	-		
		-	-	-	-	-	-	-	-	-	-	-	-	-		
		-	-	-	-	-	-	-	-	-	-	-	-	-		
		-	-	-	-	-	-	-	-	-	-	-	-	-		
<b>TOTAL</b>	1,702,263.33	90,408.58	90,408.58	90,408.58	90,408.58	718,729.31	718,729.31	718,729.31	718,729.31	893,125.44	893,125.44	893,125.44	-	-		
<b>Net Total on Roll</b>	1,867,031.91				99,159.57			788,297.87	788,297.87	979,574.47	979,574.47	979,574.47	-	-		
<b>Collection Surplus / (Deficit)</b>	(164,768.58)				(8,750.99)			(69,568.56)	(69,568.56)	(86,449.03)	(86,449.03)	(86,449.03)				

Funding Ag	Distribution	Tax Yr	Account	Ni Situs	Adress Allocation	Allocated	Commissic Interest	Distributed	District Cor	Distribution Agency	Cor Fund Name	Ledger Typ.	Roll Yr
CORKSCRE	1/9/2024	138	2023	19-46-27-1	19390 THE #####	1670.58	0	1670.58	351	Real Estate	87	CORKSCRE Tax Due	2023
CORKSCRE	1/9/2024	138	2023	19-46-27-1	19390 THE #####	-50.12	0	-50.12	351	Real Estate	87	CORKSCRE Discount	2023
CORKSCRE	1/9/2024	138	2023	24-46-26-1	19580 DEN #####	1351.43	0	1351.43	351	Real Estate	87	CORKSCRE Tax Due	2023
CORKSCRE	1/9/2024	138	2023	24-46-26-1	19580 DEN #####	-40.54	0	-40.54	351	Real Estate	87	CORKSCRE Discount	2023
CORKSCRE	1/9/2024	138	2023	24-46-26-1	19860 THE #####	297.73	0	297.73	351	Real Estate	87	CORKSCRE Tax Due	2023
CORKSCRE	1/9/2024	138	2023	24-46-26-1	19860 THE #####	80.26	0	80.26	351	Real Estate	87	CORKSCRE Tax Due	2023
CORKSCRE	1/9/2024	138	2023	24-46-26-1	19860 THE #####	-11.34	0	-11.34	351	Real Estate	87	CORKSCRE Discount	2023
CORKSCRE	1/9/2024	138	2023	24-46-26-1	17079 ASH #####	1351.43	0	1351.43	351	Real Estate	87	CORKSCRE Tax Due	2023
CORKSCRE	1/9/2024	138	2023	24-46-26-1	17079 ASH #####	-40.54	0	-40.54	351	Real Estate	87	CORKSCRE Discount	2023
CORKSCRE	1/9/2024	138	2023	24-46-26-1	17665 KINz #####	1564.2	0	1564.2	351	Real Estate	87	CORKSCRE Tax Due	2023
CORKSCRE	1/9/2024	138	2023	24-46-26-1	17665 KINz #####	-46.93	0	-46.93	351	Real Estate	87	CORKSCRE Discount	2023
CORKSCRE	1/9/2024	138	2023	24-46-26-1	19517 DEN #####	1351.43	0	1351.43	351	Real Estate	87	CORKSCRE Tax Due	2023
CORKSCRE	1/9/2024	138	2023	24-46-26-1	19517 DEN #####	-54.06	0	-54.06	351	Real Estate	87	CORKSCRE Discount	2023
CORKSCRE	1/9/2024	138	2023	19-46-27-1	19394 THE #####	1670.58	0	1670.58	351	Real Estate	87	CORKSCRE Tax Due	2023
CORKSCRE	1/9/2024	138	2023	19-46-27-1	19394 THE #####	-50.12	0	-50.12	351	Real Estate	87	CORKSCRE Discount	2023
CORKSCRE	1/9/2024	138	2023	24-46-26-1	19279 ELS' #####	1138.67	0	1138.67	351	Real Estate	87	CORKSCRE Tax Due	2023
CORKSCRE	1/9/2024	138	2023	24-46-26-1	19279 ELS' #####	-34.16	0	-34.16	351	Real Estate	87	CORKSCRE Discount	2023
CORKSCRE	1/9/2024	138	2023	24-46-26-1	17506 ELKz #####	339.14	0	339.14	351	Real Estate	87	CORKSCRE Tax Due	2023
CORKSCRE	1/9/2024	138	2023	24-46-26-1	17506 ELKz #####	-2.57	0	-2.57	351	Real Estate	87	CORKSCRE Discount	2023
CORKSCRE	1/9/2024	138	2023	24-46-26-1	17506 ELKz #####	-10.1	0	-10.1	351	Real Estate	87	CORKSCRE Tax Due	2023
CORKSCRE	1/9/2024	138	2023	24-46-26-1	19679 BEE #####	1351.43	0	1351.43	351	Real Estate	87	CORKSCRE Tax Due	2023
CORKSCRE	1/9/2024	138	2023	24-46-26-1	19679 BEE #####	-40.54	0	-40.54	351	Real Estate	87	CORKSCRE Discount	2023
CORKSCRE	1/9/2024	138	2023	24-46-26-1	17321 ASH #####	284.93	0	284.93	351	Real Estate	87	CORKSCRE Tax Due	2023
CORKSCRE	1/9/2024	138	2023	24-46-26-1	17321 ASH #####	-0.54	0	-0.54	351	Real Estate	87	CORKSCRE Discount	2023
CORKSCRE	1/9/2024	138	2023	24-46-26-1	17321 ASH #####	-8.53	0	-8.53	351	Real Estate	87	CORKSCRE Tax Due	2023
CORKSCRE	1/9/2024	138	2023	19-46-27-1	19568 THE #####	353.06	0	353.06	351	Real Estate	87	CORKSCRE Tax Due	2023
CORKSCRE	1/9/2024	138	2023	19-46-27-1	19568 THE #####	75.99	0	75.99	351	Real Estate	87	CORKSCRE Tax Due	2023
CORKSCRE	1/9/2024	138	2023	19-46-27-1	19568 THE #####	-12.87	0	-12.87	351	Real Estate	87	CORKSCRE Discount	2023
CORKSCRE	1/9/2024	138	2023	24-46-26-1	19870 BITT #####	1138.67	0	1138.67	351	Real Estate	87	CORKSCRE Tax Due	2023
CORKSCRE	1/9/2024	138	2023	24-46-26-1	19870 BITT #####	-34.16	0	-34.16	351	Real Estate	87	CORKSCRE Discount	2023
CORKSCRE	1/9/2024	138	2023	24-46-26-1	19310 ELS' #####	1351.43	0	1351.43	351	Real Estate	87	CORKSCRE Tax Due	2023
CORKSCRE	1/9/2024	138	2023	24-46-26-1	19310 ELS' #####	-40.54	0	-40.54	351	Real Estate	87	CORKSCRE Discount	2023
CORKSCRE	1/9/2024	138	2023	24-46-26-1	19753 THE #####	1351.43	0	1351.43	351	Real Estate	87	CORKSCRE Tax Due	2023
CORKSCRE	1/9/2024	138	2023	24-46-26-1	19753 THE #####	-40.54	0	-40.54	351	Real Estate	87	CORKSCRE Discount	2023
CORKSCRE	1/9/2024	138	2023	24-46-26-1	19712 THE #####	280.64	0	280.64	351	Real Estate	87	CORKSCRE Tax Due	2023
CORKSCRE	1/9/2024	138	2023	24-46-26-1	19712 THE #####	114.43	0	114.43	351	Real Estate	87	CORKSCRE Tax Due	2023
CORKSCRE	1/9/2024	138	2023	24-46-26-1	19712 THE #####	-11.85	0	-11.85	351	Real Estate	87	CORKSCRE Discount	2023
CORKSCRE	1/9/2024	138	2023	24-46-26-1	19364 ELS' #####	247.05	0	247.05	351	Real Estate	87	CORKSCRE Tax Due	2023
CORKSCRE	1/9/2024	138	2023	24-46-26-1	19364 ELS' #####	75.24	0	75.24	351	Real Estate	87	CORKSCRE Tax Due	2023
CORKSCRE	1/9/2024	138	2023	24-46-26-1	19364 ELS' #####	-9.67	0	-9.67	351	Real Estate	87	CORKSCRE Discount	2023

CORKSCRE	1/9/2024	138	2023	24-46-26-L 19851 WA1	#####	1564.2	0	1564.2	351	Real Estate	87	CORKSCRE Tax Due	2023
CORKSCRE	1/9/2024	138	2023	24-46-26-L 19851 WA1	#####	-46.93	0	-46.93	351	Real Estate	87	CORKSCRE Discount	2023
CORKSCRE	1/9/2024	138	2023	24-46-26-L 17462 ELK1	#####	1670.58	0	1670.58	351	Real Estate	87	CORKSCRE Tax Due	2023
CORKSCRE	1/9/2024	138	2023	24-46-26-L 17462 ELK1	#####	-50.12	0	-50.12	351	Real Estate	87	CORKSCRE Discount	2023
CORKSCRE	1/9/2024	138	2023	24-46-26-L 19841 THE	#####	1351.43	0	1351.43	351	Real Estate	87	CORKSCRE Tax Due	2023
CORKSCRE	1/9/2024	138	2023	24-46-26-L 19841 THE	#####	-40.54	0	-40.54	351	Real Estate	87	CORKSCRE Discount	2023
CORKSCRE	1/9/2024	138	2023	24-46-26-L 19348 ELS	#####	1138.67	0	1138.67	351	Real Estate	87	CORKSCRE Tax Due	2023
CORKSCRE	1/9/2024	138	2023	24-46-26-L 19348 ELS	#####	-34.16	0	-34.16	351	Real Estate	87	CORKSCRE Discount	2023
CORKSCRE	1/9/2024	138	2023	24-46-26-L 17507 ASH	#####	1564.2	0	1564.2	351	Real Estate	87	CORKSCRE Tax Due	2023
CORKSCRE	1/9/2024	138	2023	24-46-26-L 17507 ASH	#####	-46.93	0	-46.93	351	Real Estate	87	CORKSCRE Discount	2023
CORKSCRE	1/9/2024	138	2023	24-46-26-L 19553 DEN	#####	1351.43	0	1351.43	351	Real Estate	87	CORKSCRE Tax Due	2023
CORKSCRE	1/9/2024	138	2023	24-46-26-L 19553 DEN	#####	-40.54	0	-40.54	351	Real Estate	87	CORKSCRE Discount	2023
CORKSCRE	1/9/2024	138	2023	24-46-26-L 19917 BEV	#####	1138.67	0	1138.67	351	Real Estate	87	CORKSCRE Tax Due	2023
CORKSCRE	1/9/2024	138	2023	24-46-26-L 19917 BEV	#####	-34.16	0	-34.16	351	Real Estate	87	CORKSCRE Discount	2023
CORKSCRE	1/9/2024	138	2023	24-46-26-L 17442 CAB	#####	1670.58	0	1670.58	351	Real Estate	87	CORKSCRE Tax Due	2023
CORKSCRE	1/9/2024	138	2023	24-46-26-L 17442 CAB	#####	-50.12	0	-50.12	351	Real Estate	87	CORKSCRE Discount	2023
CORKSCRE	1/9/2024	138	2023	24-46-26-L 17540 ASH	#####	1564.2	0	1564.2	351	Real Estate	87	CORKSCRE Tax Due	2023
CORKSCRE	1/9/2024	138	2023	24-46-26-L 17540 ASH	#####	-46.93	0	-46.93	351	Real Estate	87	CORKSCRE Discount	2023
CORKSCRE	1/9/2024	138	2023	24-46-26-L 19741 THE	#####	1351.43	0	1351.43	351	Real Estate	87	CORKSCRE Tax Due	2023
CORKSCRE	1/9/2024	138	2023	24-46-26-L 19741 THE	#####	-40.54	0	-40.54	351	Real Estate	87	CORKSCRE Discount	2023
CORKSCRE	1/9/2024	138	2023	24-46-26-L 17466 NEV	#####	1351.43	0	1351.43	351	Real Estate	87	CORKSCRE Tax Due	2023
CORKSCRE	1/9/2024	138	2023	24-46-26-L 17466 NEV	#####	-40.54	0	-40.54	351	Real Estate	87	CORKSCRE Discount	2023
CORKSCRE	1/9/2024	138	2023	24-46-26-L 17337 ASH	#####	1138.67	0	1138.67	351	Real Estate	87	CORKSCRE Tax Due	2023
CORKSCRE	1/9/2024	138	2023	24-46-26-L 17337 ASH	#####	-34.16	0	-34.16	351	Real Estate	87	CORKSCRE Discount	2023
CORKSCRE	1/9/2024	138	2023	24-46-26-L 19246 ELS	#####	1138.67	0	1138.67	351	Real Estate	87	CORKSCRE Tax Due	2023
CORKSCRE	1/9/2024	138	2023	24-46-26-L 19246 ELS	#####	-34.16	0	-34.16	351	Real Estate	87	CORKSCRE Discount	2023
CORKSCRE	1/9/2024	138	2023	24-46-26-L 19744 BEE	#####	254.54	0	254.54	351	Real Estate	87	CORKSCRE Tax Due	2023
CORKSCRE	1/9/2024	138	2023	24-46-26-L 19744 BEE	#####	273.01	0	273.01	351	Real Estate	87	CORKSCRE Tax Due	2023
CORKSCRE	1/9/2024	138	2023	24-46-26-L 19744 BEE	#####	-15.82	0	-15.82	351	Real Estate	87	CORKSCRE Discount	2023
CORKSCRE	1/9/2024	138	2023	24-46-26-L 17405 NEV	#####	1351.43	0	1351.43	351	Real Estate	87	CORKSCRE Tax Due	2023
CORKSCRE	1/9/2024	138	2023	24-46-26-L 17405 NEV	#####	-40.54	0	-40.54	351	Real Estate	87	CORKSCRE Discount	2023
CORKSCRE	1/9/2024	138	2023	23-46-26-L 17230 ASH	#####	1351.43	0	1351.43	351	Real Estate	87	CORKSCRE Tax Due	2023
CORKSCRE	1/9/2024	138	2023	23-46-26-L 17230 ASH	#####	-40.54	0	-40.54	351	Real Estate	87	CORKSCRE Discount	2023
							37487.87						

**CHECK REQUEST FORM**  
**Corkscrew Farms**

**Date:** 1/5/2024

**Invoice#:** 10112023-01

**Vendor#:** V00014

**Vendor Name:** Corkscrew Farms

**Pay From:** Busey Acct# 5580

**Description:** Series 2016 - FY 24 Tax Dist. ID

**Code to:** 201.103200.1000

**Amount:** \$1,702.85

**Requested By:** Teresa Farlow 1/5/2024

---



# CORKSCREW FARMS CDD

## DISTRICT CHECK REQUEST

**Today's Date** 10/11/2023

**Payable To** Corkscrew Farms CDD

**Check Amount** \$1,702.85

**Check Description** Series 2016 - FY 24 Tax Dist. ID

**Check Amount** ~~\$2,116.04~~

**Check Description** ~~Series 2017 - FY 24 Tax Dist. ID~~

**Special Instructions** Do not mail. Please give to Eric

(Please attach all supporting documentation: invoices, receipts, etc.)

*ERIC*

\_\_\_\_\_  
Authorization

DM	_____		
Fund	<u>001</u>	_____	
G/L	<u>20702</u>	_____	
Object Code	_____		
Chk	#	_____	Date _____

**CHECK REQUEST FORM**  
**Corkscrew Farms**

**Date:** 1/5/2024

**Invoice#:** 10112023-02

**Vendor#:** V00014

**Vendor Name:** Corkscrew Farms

**Pay From:** Busey Acct# 5580

**Description:** Series 2017 - FY 24 Tax Dist. ID

**Code to:** 201.103200.1000

**Amount:** \$2,116.04

**Requested By:** 1/5/2024  
Teresa Farlow

# CORKSCREW FARMS CDD

## DISTRICT CHECK REQUEST

**Today's Date** 10/11/2023

**Payable To** Corkscrew Farms CDD

**Check Amount** ~~\$1,702.85~~

**Check Description** Series 2016 - FY 24 Tax Dist. ID

**Check Amount** \$2,116.04

**Check Description** Series 2017 - FY 24 Tax Dist. ID

**Special Instructions** Do not mail. Please give to Eric

(Please attach all supporting documentation: invoices, receipts, etc.)

*ERIC*

\_\_\_\_\_  
Authorization

DM	
Fund	<u>001</u>
G/L	<u>20702</u>
Object Code	
Chk #	<u>                    </u> Date <u>                    </u>

**CHECK REQUEST FORM**  
**Corkscrew Farms**

**Date:** 1/5/2024

**Invoice#:** 10302023-01

**Vendor#:** V00014

**Vendor Name:** Corkscrew Farms

**Pay From:** Busey Acct# 5580

**Description:** Series 2016 - FY 24 Tax Dist. ID

**Code to:** 201.103200.1000

**Amount:** \$174.74

**Requested By:** 1/5/2024  
Teresa Farlow

# CORKSCREW FARMS CDD

## DISTRICT CHECK REQUEST

**Today's Date** 10/30/2023

**Payable To** Corkscrew Farms CDD

**Check Amount** \$174.74

**Check Description** Series 2016 - FY 24 Tax Dist. ID

**Check Amount** ~~\$217.13~~

**Check Description** ~~Series 2017 - FY 24 Tax Dist. ID~~

**Special Instructions** Do not mail. Please give to Eric

(Please attach all supporting documentation: invoices, receipts, etc.)

ERIC  
Authorization

DM		
Fund	<u>001</u>	
G/L	<u>20702</u>	
Object Code		
Chk	#	Date

**CHECK REQUEST FORM**  
**Corkscrew Farms**

**Date:**

1/5/2024

**Invoice#:**

10302023-02

**Vendor#:**

V00014

**Vendor Name:**

Corkscrew Farms

**Pay From:**

Busey Acct# 5580

**Description:**

Series 2017 - FY 24 Tax Dist. ID

**Code to:**

201.103200.1000

**Amount:**

**\$217.13**

**Requested By:**

Teresa Farlow

---

1/5/2024

# CORKSCREW FARMS CDD

## DISTRICT CHECK REQUEST

**Today's Date** 10/30/2023

**Payable To** Corkscrew Farms CDD

**Check Amount** ~~\$174.74~~

**Check Description** ~~Series 2016 - FY 24 Tax Dist. ID~~

**Check Amount** **\$217.13**

**Check Description** Series 2017 - FY 24 Tax Dist. ID

**Special Instructions** Do not mail. Please give to Eric

(Please attach all supporting documentation: invoices, receipts, etc.)

ERIC  
Authorization


DM	
Fund	<u>001</u>
G/L	<u>20702</u>
Object Code	
Chk #	_____ Date _____

**GANNETT**

Received

JAN 11

ACCOUNT NAME		ACCOUNT #	PAGE #
Corkscrew Farms CDD		1124888	1 of 1
STATEMENT #	BILLING PERIOD	PAYMENT DUE DATE	
0006138381	Dec 1- Dec 31, 2023	January 20, 2024	
PREPAY (Memo Info)	UNAPPLIED (included in amt due)	TOTAL CASH AMT DUE*	
\$0.00	\$0.00	\$1,019.42	

<b>BILLING ACCOUNT NAME AND ADDRESS</b>  Corkscrew Farms Cdd Brittany Crutchfield 2005 Pan Am Cir. Ste. 300 Tampa, FL 33607-6008  		<b>Legal Entity:</b> Gannett Media Corp.  <b>Terms and Conditions:</b> Past due accounts are subject to interest at the rate of 18% per annum or the maximum legal rate (whichever is less). Advertiser claims for a credit related to rates incorrectly invoiced or paid must be submitted in writing to Publisher within 30 days of the invoice date or the claim will be waived. Any credit towards future advertising must be used within 30 days of issuance or the credit will be forfeited.  <b>All funds payable in US dollars.</b>
<b>BILLING INQUIRIES/ADDRESS CHANGES</b> 1-877-736-7612 or <a href="mailto:smb@ccc.gannett.com">smb@ccc.gannett.com</a>		<b>FEDERAL ID</b> 47-2390983
<b>To sign-up for E-mailed invoices and online payments please contact <a href="mailto:abgspecial@gannett.com">abgspecial@gannett.com</a>. Previous account number: 9659</b>		

Date	Description	Amount
12/1/23	Balance Forward	\$1,004.64
12/31/23	Finance Charge	\$14.78

As an incentive for customers, we provide a discount off the total invoice cost equal to the 3.99% service fee if you pay with Cash/Check/ACH. Pay by Cash/Check/ACH and Save!

Total Cash Amount Due	\$1,019.42
Service Fee 3.99%	\$40.67
*Cash/Check/ACH Discount	-\$40.67
*Payment Amount by Cash/Check/ACH	\$1,019.42
Payment Amount by Credit Card	\$1,060.09

PLEASE DETACH AND RETURN THIS PORTION WITH YOUR PAYMENT

ACCOUNT NAME		ACCOUNT NUMBER		STATEMENT NUMBER		AMOUNT PAID
Corkscrew Farms CDD		1124888		0006138381		
CURRENT DUE	30 DAYS PAST DUE	60 DAYS PAST DUE	90 DAYS PAST DUE	120+ DAYS PAST DUE	UNAPPLIED PAYMENTS	TOTAL CASH AMT DUE
\$14.78	\$9.55	\$358.41	\$0.00	\$636.68	\$0.00	\$1,019.42
REMITTANCE ADDRESS (Include Account# & Invoice# on check)			TO PAY WITH CREDIT CARD PLEASE FILL OUT BELOW:			TOTAL CREDIT CARD AMT DUE
Gannett Florida LocaliQ PO Box 631244 Cincinnati, OH 45263-1244			1-877-736-7612			\$1,060.09
			To sign up for E-mailed invoices and online payments please contact abgspecial@gannett.com			

00011248880000000000000061383810010194267173





ACCOUNT NAME		ACCOUNT #	PAGE #
Corkscrew Farms CDD		1124888	1 of 1
INVOICE #	BILLING PERIOD	PAYMENT DUE DATE	
0005863268	Aug 1- Aug 31, 2023	September 20, 2023	
PREPAY (Memo Info)	UNAPPLIED (included in amt due)	TOTAL CASH AMT DUE*	
\$0.00	\$0.00	\$1,361.92	

BILLING ACCOUNT NAME AND ADDRESS	
Corkscrew Farms CDD Brittany Crutchfield 2005 Pan Am Circle, Suite 300 Tampa, FL 33607	<b>Legal Entity:</b> Gannett Media Corp. <b>Terms and Conditions:</b> Past due accounts are subject to interest at the rate of 18% per annum or the maximum legal rate (whichever is less). Advertiser claims for a credit related to rates incorrectly invoiced or paid must be submitted in writing to Publisher within 30 days of the invoice date or the claim will be waived. Any credit towards future advertising must be used within 30 days of issuance or the credit will be forfeited. <b>All funds payable in US dollars.</b>

**BILLING INQUIRIES/ADDRESS CHANGES** 1-877-736-7612 or [smb@ccc.gannett.com](mailto:smb@ccc.gannett.com)

**FEDERAL ID** 47-2390983

To sign-up for E-mailed invoices and online payments please contact [abgspecial@gannett.com](mailto:abgspecial@gannett.com). Previous account number: **9659**

Date	Description	Amount
8/1/23	Balance Forward	\$992.92
8/29/23	PAYMENT - THANK YOU	-\$252.92
8/29/23	PAYMENT - THANK YOU	-\$740.00

**Package Advertising:**

Start-End Date	Description	PO Number	Package Cost
8/15/23-8/22/23	0005797687 CORKSCREW FARMS COM		\$636.68
8/15/23-8/22/23	0005797778 V-DANA COMMUNITY DE	FY 2023-20	\$725.24

As an incentive for customers, we provide a discount off the total invoice cost equal to the 3.99% service fee if you pay with Cash/Check/ACH. Pay by Cash/Check/ACH and Save!

Total Cash Amount Due	\$1,361.92
Service Fee 3.99%	\$54.34
*Cash/Check/ACH Discount	-\$54.34
*Payment Amount by Cash/Check/ACH	\$1,361.92
Payment Amount by Credit Card	\$1,416.26

**PLEASE DETACH AND RETURN THIS PORTION WITH YOUR PAYMENT**

ACCOUNT NAME		ACCOUNT NUMBER		INVOICE NUMBER		AMOUNT PAID
Corkscrew Farms CDD		1124888		0005863268		636.68
CURRENT DUE	30 DAYS PAST DUE	60 DAYS PAST DUE	90 DAYS PAST DUE	120+ DAYS PAST DUE	UNAPPLIED PAYMENTS	TOTAL CASH AMT DUE*
\$1,361.92	\$0.00	\$0.00	\$0.00	\$0.00	\$0.00	\$1,361.92
REMITTANCE ADDRESS (Include Account# & Invoice# on check)				TO PAY WITH CREDIT CARD PLEASE FILL OUT BELOW:		TOTAL CREDIT CARD AMT DUE
Gannett Florida LocaliQ PO Box 631244 Cincinnati, OH 45263-1244				1-877-736-7612		\$1,416.26
				To sign up for E-mailed invoices and online payments please contact <a href="mailto:abgspecial@gannett.com">abgspecial@gannett.com</a>		

0001124888000000000000058632680013619267178

<b>CORKSCREW FARMS CDD</b> <b>Summary of Operations and Maintenance Invoices</b>
---

Vendor	Invoice/Account Number	Amount	Vendor Total	Comments/Description
<b>Monthly Contract</b>				
INFRAMARK LLC	108860	\$0.60		DISTRICT SERVICES JANUARY 2024
INFRAMARK LLC	110061	\$3,133.33	\$3,133.93	DISTRICT INVOICE FEBRUARY 2024
<b>Monthly Contract Subtotal</b>		<b>\$3,133.93</b>		
<b>Variable Contract</b>		<b>\$0.00</b>		
<b>Variable Contract Subtotal</b>		<b>\$0.00</b>		
<b>Utilities</b>		<b>\$0.00</b>		
<b>Utilities Subtotal</b>		<b>\$0.00</b>		
<b>Regular Services</b>				
CORKSCREW FARMS CDD	02132024-01	\$11,911.41		SERIES 2016 FY24 TAX DIST ID 145
CORKSCREW FARMS CDD	02132024-02	\$14,801.66	\$26,713.07	SERIES 2017 FY24 TAX DIST ID 145
GANNETT FLORIDA LOCALIQ	0006203916	\$24.33		AD SERVICES
<b>Regular Services Subtotal</b>		<b>\$26,737.40</b>		
<b>Additional Services</b>		<b>\$0.00</b>		
<b>Additional Services Subtotal</b>		<b>\$0.00</b>		
<b>TOTAL</b>		<b>\$29,871.33</b>		

Approved (with any necessary revisions noted):

---

<p><b>CORKSCREW FARMS CDD</b></p> <p><b>Summary of Operations and Maintenance Invoices</b></p>
--

Vendor	Invoice/Account Number	Amount	Vendor Total	Comments/Description

Signature:

Title (Check one):

☐ Chariman    ☐ Vice Chariman    ☐ Assistant Secretary



2002 West Grand Parkway North  
Suite 100  
Katy, TX 77449

**INVOICE#**

#108860

**CUSTOMER ID**

C2294

**PO#**

# INVOICE

**DATE**

1/30/2024

**NET TERMS**

Net 30

**DUE DATE**

2/29/2024

**BILL TO**

Corkscrew Farms CDD  
2005 Pan Am Cir Ste 300  
Tampa FL 33607-6008  
United States

Services provided for the Month of: January 2024

DESCRIPTION	QTY	UOM	RATE	MARKUP	AMOUNT
B/W Copies	4	Ea	0.15		0.60
<b>Subtotal</b>					<b>0.60</b>

<b>Subtotal</b>	\$0.60
-----------------	--------

<b>Tax</b>	\$0.00
------------	--------

<b>Total Due</b>	\$0.60
------------------	--------

**Remit To : Inframark LLC, PO BOX 733778, Dallas, Texas, 75373-3778**

*To pay by Credit Card, please contact us at 281-578-4299, 9:00am - 5:30pm EST, Monday – Friday. A surcharge fee may apply.*

*To pay via ACH or Wire, please refer to our banking information below:*

*Account Name: INFRAMARK, LLC*

*ACH - Bank Routing Number: 111000614 / Account Number: 912593196*

*Wire - Bank Routing Number: 021000021 / SWIFT Code: CHASUS33 / Account Number: 912593196*

*Please include the Customer ID and the Invoice Number on your form of payment.*



2002 West Grand Parkway North  
Suite 100  
Katy, TX 77449

**INVOICE#**

#110061

**CUSTOMER ID**

C2294

**PO#**

# INVOICE

**DATE**

2/6/2024

**NET TERMS**

Net 30

**DUE DATE**

3/7/2024

**BILL TO**

Corkscrew Farms CDD  
2005 Pan Am Cir Ste 300  
Tampa FL 33607-6008  
United States

Services provided for the Month of: February 2024

DESCRIPTION	QTY	UOM	RATE	MARKUP	AMOUNT
Dissemination Services	1	Ea	175.00		175.00
District Management	1	Ea	2,833.33		2,833.33
Website Maintenance / Admin	1	Ea	125.00		125.00
<b>Subtotal</b>					<b>3,133.33</b>

<b>Subtotal</b>	\$3,133.33
-----------------	------------

<b>Tax</b>	\$0.00
------------	--------

<b>Total Due</b>	\$3,133.33
------------------	------------

**Remit To : Inframark LLC, PO BOX 733778, Dallas, Texas, 75373-3778**

*To pay by Credit Card, please contact us at 281-578-4299, 9:00am - 5:30pm EST, Monday – Friday. A surcharge fee may apply.*

*To pay via ACH or Wire, please refer to our banking information below:*

*Account Name: INFRAMARK, LLC*

*ACH - Bank Routing Number: 111000614 / Account Number: 912593196*

*Wire - Bank Routing Number: 021000021 / SWIFT Code: CHASUS33 / Account Number: 912593196*

*Please include the Customer ID and the Invoice Number on your form of payment.*

**CHECK REQUEST FORM**  
**Corkscrew Farms**

**Date:** 2/14/2024

**Invoice#:** 02132024-01

**Vendor#:** V00014

**Vendor Name:** Corkscrew Farms

**Pay From:** Busey Acct# 5580

**Description:** Series 2016 - FY 24 Tax Dist. ID 145

**Code to:** 201.103200.1000

**Amount:** \$11,911.41

**Requested By:** 2/14/2024  
Teresa Farlow

# CORKSCREW FARMS CDD

## DISTRICT CHECK REQUEST

**Today's Date** 2/13/2024

**Payable To** Corkscrew Farms CDD

**Check Amount** \$11,911.41

**Check Description** Series 2016 - FY 24 Tax Dist. ID Dist 145

**Check Amount** \$14,801.66

**Check Description** Series 2017 - FY 24 Tax Dist. ID Dist 145

**Special Instructions** Do not mail. Please give to Eric

(Please attach all supporting documentation: invoices, receipts, etc.)

ERIC  
Authorization

DM	
Fund	<u>001</u>
G/L	<u>20702</u>
Object Code	
Chk #	_____ Date _____

# CORKSCREW FARMS CDD

## TAX REVENUE RECEIPTS AND TRANSFER SCHEDULE

FISCAL YEAR 2024, TAX YEAR 2023

Dollar Amounts	Fiscal Year 2024 Percentages	
99,159.57	5.311%	0.053100
788,297.87	42.222%	0.422200
979,574.47	52.467%	0.524700
1,867,031.91	100%	100%

Net O&M  
Net DS 16  
Net DS 17  
Net Total

93%

Date Received	Amount Received	5.31%		42.22%		52.47%		Proof	Distribution Number & Date Transferred	Payments / CDD check #
		Raw Numbers Operations Revenue	Rounded Operations Revenue	Raw Numbers 2016 Debt Service Revenue	Rounded 2016 Debt Service Revenue	Raw Numbers 2017 Debt Service Revenue	Rounded 2017 Debt Service Revenue			
10/11/2023	4,033.10	214.20	214.21	1,702.85	1,702.85	2,116.04	2,116.04	-		1168
10/30/2023	413.85	21.98	21.98	174.74	174.74	217.13	217.13	-		1168
11/10/2023	10,628.75	564.50	564.50	4,487.67	4,487.67	5,576.58	5,576.58	-	Dist 123	1168
11/27/2023	234,169.30	12,436.92	12,436.92	98,870.92	98,870.92	122,861.46	122,861.46	-	Dist 128	1168
12/10/2023	1,358,600.54	72,156.37	72,156.37	573,628.07	573,628.07	712,816.10	712,816.10	-	Dist 132	1168
12/21/2023	56,929.92	3,023.59	3,023.59	24,036.94	24,036.94	29,869.39	29,869.39	-	Dist 136	1168
1/10/2024	37,487.87	1,991.01	1,991.01	15,828.12	15,828.12	19,668.74	19,668.74	-	Dist 138	1175
2/13/2024	28,211.40	1,498.33	1,498.33	11,911.41	11,911.41	14,801.66	14,801.66	-	Dist 145	
		-	-	-	-	-	-	-		
		-	-	-	-	-	-	-		
		-	-	-	-	-	-	-		
		-	-	-	-	-	-	-		
<b>TOTAL</b>	1,730,474.73	91,906.91	91,906.91	730,640.72	730,640.72	907,927.10	907,927.10	-		
<b>Net Total on Roll</b>	1,867,031.91		99,159.57		788,297.87		979,574.47	-		
<b>Collection Surplus / (Deficit)</b>	(136,557.18)		(7,252.66)		(57,657.15)		(71,647.37)			



Funding Ac	Distribution Date	Distribution Tax Yr	Account N	Situs Addr	Allocation	Allocated	Commission Interest	Distributed At	District Co	Distributo Agency	Co Fund Name	Ledger Typ	Roll Yr	
CORKSCRE	2/13/2024	145	2023	19-46-27-L	19430 THE	1/3/2024	1670.58	0	1670.58	351	Real Estate	87	CORKSCRE Tax Due	2023
CORKSCRE	2/13/2024	145	2023	19-46-27-L	19430 THE	1/3/2024	-50.12	0	-50.12	351	Real Estate	87	CORKSCRE Discount	2023
CORKSCRE	2/13/2024	145	2023	24-46-26-L	17078 ASH	1/3/2024	1670.58	0	1670.58	351	Real Estate	87	CORKSCRE Tax Due	2023
CORKSCRE	2/13/2024	145	2023	24-46-26-L	17078 ASH	1/3/2024	-50.12	0	-50.12	351	Real Estate	87	CORKSCRE Discount	2023
CORKSCRE	2/13/2024	145	2023	24-46-26-L	17397 ASH	1/4/2024	1138.67	0	1138.67	351	Real Estate	87	CORKSCRE Tax Due	2023
CORKSCRE	2/13/2024	145	2023	24-46-26-L	17397 ASH	1/4/2024	-22.77	0	-22.77	351	Real Estate	87	CORKSCRE Discount	2023
CORKSCRE	2/13/2024	145	2023	19-46-27-L	19592 THE	1/5/2024	1564.2	0	1564.2	351	Real Estate	87	CORKSCRE Tax Due	2023
CORKSCRE	2/13/2024	145	2023	19-46-27-L	19592 THE	1/5/2024	-46.93	0	-46.93	351	Real Estate	87	CORKSCRE Discount	2023
CORKSCRE	2/13/2024	145	2023	24-46-26-L	19009 ELS	1/8/2024	1670.58	0	1670.58	351	Real Estate	87	CORKSCRE Tax Due	2023
CORKSCRE	2/13/2024	145	2023	24-46-26-L	19009 ELS	1/8/2024	-33.41	0	-33.41	351	Real Estate	87	CORKSCRE Discount	2023
CORKSCRE	2/13/2024	145	2023	24-46-26-L	19861 WA	#####	1564.2	0	1564.2	351	Real Estate	87	CORKSCRE Tax Due	2023
CORKSCRE	2/13/2024	145	2023	24-46-26-L	19861 WA	#####	-31.28	0	-31.28	351	Real Estate	87	CORKSCRE Discount	2023
CORKSCRE	2/13/2024	145	2023	24-46-26-L	19797 BEE	#####	1564.2	0	1564.2	351	Real Estate	87	CORKSCRE Tax Due	2023
CORKSCRE	2/13/2024	145	2023	24-46-26-L	19797 BEE	#####	-31.28	0	-31.28	351	Real Estate	87	CORKSCRE Discount	2023
CORKSCRE	2/13/2024	145	2023	24-46-26-L	19115 ELM	#####	1670.58	0	1670.58	351	Real Estate	87	CORKSCRE Tax Due	2023
CORKSCRE	2/13/2024	145	2023	24-46-26-L	19115 ELM	#####	-33.41	0	-33.41	351	Real Estate	87	CORKSCRE Discount	2023
CORKSCRE	2/13/2024	145	2023	24-46-26-L	19874 BITT	#####	1138.67	0	1138.67	351	Real Estate	87	CORKSCRE Tax Due	2023
CORKSCRE	2/13/2024	145	2023	24-46-26-L	19874 BITT	#####	-22.77	0	-22.77	351	Real Estate	87	CORKSCRE Discount	2023
CORKSCRE	2/13/2024	145	2023	24-46-26-L	19724 THE	#####	1351.43	0	1351.43	351	Real Estate	87	CORKSCRE Tax Due	2023
CORKSCRE	2/13/2024	145	2023	24-46-26-L	19724 THE	#####	-27.03	0	-27.03	351	Real Estate	87	CORKSCRE Discount	2023
CORKSCRE	2/13/2024	145	2023	23-46-26-L	17211 ASH	#####	1351.43	0	1351.43	351	Real Estate	87	CORKSCRE Tax Due	2023
CORKSCRE	2/13/2024	145	2023	23-46-26-L	17211 ASH	#####	-27.03	0	-27.03	351	Real Estate	87	CORKSCRE Discount	2023
CORKSCRE	2/13/2024	145	2023	24-46-26-L	17115 ASH	#####	1351.43	0	1351.43	351	Real Estate	87	CORKSCRE Tax Due	2023
CORKSCRE	2/13/2024	145	2023	24-46-26-L	17115 ASH	#####	-27.03	0	-27.03	351	Real Estate	87	CORKSCRE Discount	2023
CORKSCRE	2/13/2024	145	2023	19-46-27-L	19504 THE	#####	1670.58	0	1670.58	351	Real Estate	87	CORKSCRE Tax Due	2023
CORKSCRE	2/13/2024	145	2023	19-46-27-L	19504 THE	#####	-33.41	0	-33.41	351	Real Estate	87	CORKSCRE Discount	2023
CORKSCRE	2/13/2024	145	2023	24-46-26-L	19891 BEV	#####	1138.67	0	1138.67	351	Real Estate	87	CORKSCRE Tax Due	2023
CORKSCRE	2/13/2024	145	2023	24-46-26-L	19891 BEV	#####	-22.77	0	-22.77	351	Real Estate	87	CORKSCRE Discount	2023
CORKSCRE	2/13/2024	145	2023	24-46-26-L	19275 ELS	#####	1138.67	0	1138.67	351	Real Estate	87	CORKSCRE Tax Due	2023
CORKSCRE	2/13/2024	145	2023	24-46-26-L	19275 ELS	#####	-22.77	0	-22.77	351	Real Estate	87	CORKSCRE Discount	2023
CORKSCRE	2/13/2024	145	2023	24-46-26-L	17950 PRA	#####	1564.2	0	1564.2	351	Real Estate	87	CORKSCRE Tax Due	2023
CORKSCRE	2/13/2024	145	2023	24-46-26-L	17950 PRA	#####	-31.28	0	-31.28	351	Real Estate	87	CORKSCRE Discount	2023
CORKSCRE	2/13/2024	145	2023	23-46-26-L	19800 BEV	#####	1351.43	0	1351.43	351	Real Estate	87	CORKSCRE Tax Due	2023
CORKSCRE	2/13/2024	145	2023	23-46-26-L	19800 BEV	#####	-27.03	0	-27.03	351	Real Estate	87	CORKSCRE Discount	2023
CORKSCRE	2/13/2024	145	2023	24-46-26-L	17041 ASH	#####	1138.67	0	1138.67	351	Real Estate	87	CORKSCRE Tax Due	2023
CORKSCRE	2/13/2024	145	2023	24-46-26-L	17041 ASH	#####	-22.77	0	-22.77	351	Real Estate	87	CORKSCRE Discount	2023
CORKSCRE	2/13/2024	145	2023	24-46-26-L	17584 KIN	#####	1564.2	0	1564.2	351	Real Estate	87	CORKSCRE Tax Due	2023
CORKSCRE	2/13/2024	145	2023	24-46-26-L	17584 KIN	#####	-31.28	0	-31.28	351	Real Estate	87	CORKSCRE Discount	2023
CORKSCRE	2/13/2024	145	2023	24-46-26-L	17562 ASH	#####	1564.2	0	1564.2	351	Real Estate	87	CORKSCRE Tax Due	2023
CORKSCRE	2/13/2024	145	2023	24-46-26-L	17562 ASH	#####	-31.28	0	-31.28	351	Real Estate	87	CORKSCRE Discount	2023
								\$ 28,211.40						

**CHECK REQUEST FORM**  
**Corkscrew Farms**

**Date:** 2/14/2024

**Invoice#:** 02132024-02

**Vendor#:** V00014

**Vendor Name:** Corkscrew Farms

**Pay From:** Busey Acct# 5580

**Description:** Series 2017 - FY 24 Tax Dist. ID 145

**Code to:** 201.103200.1000

**Amount:** \$14,801.66

**Requested By:** 2/14/2024  
Teresa Farlow

# CORKSCREW FARMS CDD

## DISTRICT CHECK REQUEST

**Today's Date** 2/13/2024

**Payable To** Corkscrew Farms CDD

**Check Amount** \$11,911.41

**Check Description** Series 2016 - FY 24 Tax Dist. ID Dist 145

**Check Amount** \$14,801.66

**Check Description** Series 2017 - FY 24 Tax Dist. ID Dist 145

**Special Instructions** Do not mail. Please give to Eric

(Please attach all supporting documentation: invoices, receipts, etc.)

*ERIC*

\_\_\_\_\_  
Authorization

DM	_____
Fund	<u>001</u>
G/L	<u>20702</u>
Object Code	
Chk #	_____ Date _____

# CORKSCREW FARMS CDD

## TAX REVENUE RECEIPTS AND TRANSFER SCHEDULE FISCAL YEAR 2024, TAX YEAR 2023

Dollar Amounts	Fiscal Year 2024 Percentages	
Net O&M	99,159.57	5.311%
Net DS 16	788,297.87	42.222%
Net DS 17	979,574.47	52.467%
Net Total	1,867,031.91	100%

93%

Date Received	Amount Received	5.31%		42.22%		42.22%		52.47%		Proof	Distribution Number & Date transferred	Payments / CDD check #
		Raw Numbers Operations Revenue	Rounded Operations Revenue	Raw Numbers 2016 Debt Service Revenue	Rounded 2016 Debt Service Revenue	Raw Numbers 2017 Debt Service Revenue	Rounded 2017 Debt Service Revenue	Raw Numbers 2017 Debt Service Revenue	Rounded 2017 Debt Service Revenue			
10/11/2023	4,033.10	214.20	214.21	1,702.85	1,702.85	2,116.04	2,116.04	2,116.04	2,116.04	-		1168
10/30/2023	413.85	21.98	21.98	174.74	174.74	217.13	217.13	217.13	217.13	-		1168
11/10/2023	10,628.75	564.50	564.50	4,487.67	4,487.67	5,576.58	5,576.58	5,576.58	5,576.58	-	Dist 123	1168
11/27/2023	234,169.30	12,436.92	12,436.92	98,870.92	98,870.92	122,861.46	122,861.46	122,861.46	122,861.46	-	Dist 128	1168
12/10/2023	1,358,600.54	72,156.37	72,156.37	573,628.07	573,628.07	712,816.10	712,816.10	712,816.10	712,816.10	-	Dist 132	1168
12/21/2023	56,929.92	3,023.59	3,023.59	24,036.94	24,036.94	29,869.39	29,869.39	29,869.39	29,869.39	-	Dist 136	1168
1/10/2024	37,487.87	1,991.01	1,991.01	15,828.12	15,828.12	19,668.74	19,668.74	19,668.74	19,668.74	-	Dist 138	1175
2/13/2024	28,211.40	1,498.33	1,498.33	11,911.41	11,911.41	14,801.66	14,801.66	14,801.66	14,801.66	-	Dist 145	
		-	-	-	-	-	-	-	-	-		
		-	-	-	-	-	-	-	-	-		
		-	-	-	-	-	-	-	-	-		
		-	-	-	-	-	-	-	-	-		
<b>TOTAL</b>	1,730,474.73	91,906.91	91,906.91	730,640.72	730,640.72	907,927.10	907,927.10	907,927.10	907,927.10	-		
<b>Net Total on Roll</b>	1,867,031.91		99,159.57		788,297.87		979,574.47		979,574.47	-		
<b>Collection Surplus / (Deficit)</b>	(136,557.18)		(7,252.66)		(57,657.15)		(71,647.37)		(71,647.37)			

Funding A#	Distribution Date	Distribution Tax Yr	Account Ni	Situs	Addr	Allocation	Allocated	Commission Interest	Distributed At District	Co Distribution	Agency Co	Fund Name	Ledger Typ	Roll Yr
CORKSCRE	2/13/2024	145	2023	19-46-27-L	19430 THE	1/3/2024	1670.58	0	1670.58	351 Real Estate	87	CORKSCRE Tax Due		2023
CORKSCRE	2/13/2024	145	2023	19-46-27-L	19430 THE	1/3/2024	-50.12	0	-50.12	351 Real Estate	87	CORKSCRE Discount		2023
CORKSCRE	2/13/2024	145	2023	24-46-26-L	17078 ASH	1/3/2024	1670.58	0	1670.58	351 Real Estate	87	CORKSCRE Tax Due		2023
CORKSCRE	2/13/2024	145	2023	24-46-26-L	17078 ASH	1/3/2024	-50.12	0	-50.12	351 Real Estate	87	CORKSCRE Discount		2023
CORKSCRE	2/13/2024	145	2023	24-46-26-L	17397 ASH	1/4/2024	1138.67	0	1138.67	351 Real Estate	87	CORKSCRE Tax Due		2023
CORKSCRE	2/13/2024	145	2023	24-46-26-L	17397 ASH	1/4/2024	-22.77	0	-22.77	351 Real Estate	87	CORKSCRE Discount		2023
CORKSCRE	2/13/2024	145	2023	19-46-27-L	19592 THE	1/5/2024	1564.2	0	1564.2	351 Real Estate	87	CORKSCRE Tax Due		2023
CORKSCRE	2/13/2024	145	2023	19-46-27-L	19592 THE	1/5/2024	-46.93	0	-46.93	351 Real Estate	87	CORKSCRE Discount		2023
CORKSCRE	2/13/2024	145	2023	24-46-26-L	19009 ELST	1/8/2024	1670.58	0	1670.58	351 Real Estate	87	CORKSCRE Tax Due		2023
CORKSCRE	2/13/2024	145	2023	24-46-26-L	19009 ELST	1/8/2024	-33.41	0	-33.41	351 Real Estate	87	CORKSCRE Discount		2023
CORKSCRE	2/13/2024	145	2023	24-46-26-L	19861 WA	#####	1564.2	0	1564.2	351 Real Estate	87	CORKSCRE Tax Due		2023
CORKSCRE	2/13/2024	145	2023	24-46-26-L	19861 WA	#####	-31.28	0	-31.28	351 Real Estate	87	CORKSCRE Discount		2023
CORKSCRE	2/13/2024	145	2023	24-46-26-L	19797 BEE	#####	1564.2	0	1564.2	351 Real Estate	87	CORKSCRE Tax Due		2023
CORKSCRE	2/13/2024	145	2023	24-46-26-L	19797 BEE	#####	-31.28	0	-31.28	351 Real Estate	87	CORKSCRE Discount		2023
CORKSCRE	2/13/2024	145	2023	24-46-26-L	19115 ELM	#####	1670.58	0	1670.58	351 Real Estate	87	CORKSCRE Tax Due		2023
CORKSCRE	2/13/2024	145	2023	24-46-26-L	19115 ELM	#####	-33.41	0	-33.41	351 Real Estate	87	CORKSCRE Discount		2023
CORKSCRE	2/13/2024	145	2023	24-46-26-L	19874 BITT	#####	1138.67	0	1138.67	351 Real Estate	87	CORKSCRE Tax Due		2023
CORKSCRE	2/13/2024	145	2023	24-46-26-L	19874 BITT	#####	-22.77	0	-22.77	351 Real Estate	87	CORKSCRE Discount		2023
CORKSCRE	2/13/2024	145	2023	24-46-26-L	19724 THE	#####	1351.43	0	1351.43	351 Real Estate	87	CORKSCRE Tax Due		2023
CORKSCRE	2/13/2024	145	2023	24-46-26-L	19724 THE	#####	-27.03	0	-27.03	351 Real Estate	87	CORKSCRE Discount		2023
CORKSCRE	2/13/2024	145	2023	23-46-26-L	17211 ASH	#####	1351.43	0	1351.43	351 Real Estate	87	CORKSCRE Tax Due		2023
CORKSCRE	2/13/2024	145	2023	23-46-26-L	17211 ASH	#####	-27.03	0	-27.03	351 Real Estate	87	CORKSCRE Discount		2023
CORKSCRE	2/13/2024	145	2023	24-46-26-L	17115 ASH	#####	1351.43	0	1351.43	351 Real Estate	87	CORKSCRE Tax Due		2023
CORKSCRE	2/13/2024	145	2023	24-46-26-L	17115 ASH	#####	-27.03	0	-27.03	351 Real Estate	87	CORKSCRE Discount		2023
CORKSCRE	2/13/2024	145	2023	19-46-27-L	19504 THE	#####	1670.58	0	1670.58	351 Real Estate	87	CORKSCRE Tax Due		2023
CORKSCRE	2/13/2024	145	2023	19-46-27-L	19504 THE	#####	-33.41	0	-33.41	351 Real Estate	87	CORKSCRE Discount		2023
CORKSCRE	2/13/2024	145	2023	24-46-26-L	19891 BEV	#####	1138.67	0	1138.67	351 Real Estate	87	CORKSCRE Tax Due		2023
CORKSCRE	2/13/2024	145	2023	24-46-26-L	19891 BEV	#####	-22.77	0	-22.77	351 Real Estate	87	CORKSCRE Discount		2023
CORKSCRE	2/13/2024	145	2023	24-46-26-L	19275 ELST	#####	1138.67	0	1138.67	351 Real Estate	87	CORKSCRE Tax Due		2023
CORKSCRE	2/13/2024	145	2023	24-46-26-L	19275 ELST	#####	-22.77	0	-22.77	351 Real Estate	87	CORKSCRE Discount		2023
CORKSCRE	2/13/2024	145	2023	24-46-26-L	17950 PRA	#####	1564.2	0	1564.2	351 Real Estate	87	CORKSCRE Tax Due		2023
CORKSCRE	2/13/2024	145	2023	24-46-26-L	17950 PRA	#####	-31.28	0	-31.28	351 Real Estate	87	CORKSCRE Discount		2023
CORKSCRE	2/13/2024	145	2023	23-46-26-L	19800 BEV	#####	1351.43	0	1351.43	351 Real Estate	87	CORKSCRE Tax Due		2023
CORKSCRE	2/13/2024	145	2023	23-46-26-L	19800 BEV	#####	-27.03	0	-27.03	351 Real Estate	87	CORKSCRE Discount		2023
CORKSCRE	2/13/2024	145	2023	24-46-26-L	17041 ASH	#####	1138.67	0	1138.67	351 Real Estate	87	CORKSCRE Tax Due		2023
CORKSCRE	2/13/2024	145	2023	24-46-26-L	17041 ASH	#####	-22.77	0	-22.77	351 Real Estate	87	CORKSCRE Discount		2023
CORKSCRE	2/13/2024	145	2023	24-46-26-L	17584 KIN	#####	1564.2	0	1564.2	351 Real Estate	87	CORKSCRE Tax Due		2023
CORKSCRE	2/13/2024	145	2023	24-46-26-L	17584 KIN	#####	-31.28	0	-31.28	351 Real Estate	87	CORKSCRE Discount		2023
CORKSCRE	2/13/2024	145	2023	24-46-26-L	17562 ASH	#####	1564.2	0	1564.2	351 Real Estate	87	CORKSCRE Tax Due		2023
CORKSCRE	2/13/2024	145	2023	24-46-26-L	17562 ASH	#####	-31.28	0	-31.28	351 Real Estate	87	CORKSCRE Discount		2023
														\$ 28,211.40



Florida  
GANNETT

Received  
FEB 12

ACCOUNT NAME		ACCOUNT #	PAGE #
Corkscrew Farms CDD		1124888	1 of 1
STATEMENT #	BILLING PERIOD	PAYMENT DUE DATE	
0006203916	Jan 1- Jan 31, 2024	February 20, 2024	
PREPAY (Memo Info)	UNAPPLIED (included in amt due)	TOTAL CASH AMT DUE*	
\$0.00	\$0.00	\$24.33	

**BILLING ACCOUNT NAME AND ADDRESS**

Corkscrew Farms Cdd  
Brittany Crutchfield  
2005 Pan Am Cir. Ste. 300  
Tampa, FL 33607-6008



Legal Entity: Gannett Media Corp.

**Terms and Conditions:** Past due accounts are subject to interest at the rate of 18% per annum or the maximum legal rate (whichever is less). Advertiser claims for a credit related to rates incorrectly invoiced or paid must be submitted in writing to Publisher within 30 days of the invoice date or the claim will be waived. Any credit towards future advertising must be used within 30 days of issuance or the credit will be forfeited.

All funds payable in US dollars.

**BILLING INQUIRIES/ADDRESS CHANGES** 1-877-736-7612 or [smb@ccc.gannett.com](mailto:smb@ccc.gannett.com)

**FEDERAL ID** 47-2390983

To sign-up for E-mailed invoices and online payments please contact [abgspecial@gannett.com](mailto:abgspecial@gannett.com). Previous account number: **9659**

Date	Description	Amount
1/1/24	Balance Forward	
1/19/24	PAYMENT - THANK YOU	\$1,019.42
1/25/24	PAYMENT - THANK YOU	-\$358.41
		-\$636.68

As an incentive for customers, we provide a discount off the total invoice cost equal to the 3.99% service fee if you pay with Cash/Check/ACH. Pay by Cash/Check/ACH and Save!

Total Cash Amount Due	\$24.33
Service Fee 3.99%	\$0.97
*Cash/Check/ACH Discount	-\$0.97
*Payment Amount by Cash/Check/ACH	\$24.33
Payment Amount by Credit Card	\$25.30

**PLEASE DETACH AND RETURN THIS PORTION WITH YOUR PAYMENT**

ACCOUNT NAME		ACCOUNT NUMBER		STATEMENT NUMBER		AMOUNT PAID
Corkscrew Farms CDD		1124888		0006203916		
CURRENT DUE	30 DAYS PAST DUE	60 DAYS PAST DUE	90 DAYS PAST DUE	120+ DAYS PAST DUE	UNAPPLIED PAYMENTS	TOTAL CASH AMT DUE*
\$0.00	\$14.78	\$9.55	\$0.00	\$0.00	\$0.00	\$24.33
REMITTANCE ADDRESS (Include Account# & Invoice# on check)				TO PAY WITH CREDIT CARD PLEASE FILL OUT BELOW:		TOTAL CREDIT CARD AMT DUE
Gannett Florida LocaliQ PO Box 631244 Cincinnati, OH 45263-1244				1-877-736-7612		\$25.30
				To sign up for E-mailed invoices and online payments please contact <a href="mailto:abgspecial@gannett.com">abgspecial@gannett.com</a>		

000112488800000000000000062039160000243367175

<b>CORKSCREW FARMS CDD</b> <b>Summary of Operations and Maintenance Invoices</b>
---

Vendor	Invoice/Account Number	Amount	Vendor Total	Comments/Description
<b>Monthly Contract</b>				
INFRAMARK LLC	111468	\$3,133.33		DISTRICT INVOICE MARCH 2024
<b>Monthly Contract Subtotal</b>		<b>\$3,133.33</b>		
<b>Variable Contract</b>				
BARRACO AND ASSOCIATES	27490	\$240.00		MISC. PROFESSIONAL SERVICES
<b>Variable Contract Subtotal</b>		<b>\$240.00</b>		
<b>Utilities</b>		<b>\$0.00</b>		
<b>Utilities Subtotal</b>		<b>\$0.00</b>		
<b>Regular Services</b>				
CORKSCREW FARMS CDD	03112024-01	\$5,846.05		SERIES 2016 - FY 24 TAX DIST. ID 151
CORKSCREW FARMS CDD	03112024-02	\$7,264.57	\$13,110.62	SERIES 2017 - FY 24 TAX DIST. ID 151
<b>Regular Services Subtotal</b>		<b>\$13,110.62</b>		
<b>Additional Services</b>		<b>\$0.00</b>		
<b>Additional Services Subtotal</b>		<b>\$0.00</b>		
<b>TOTAL</b>		<b>\$16,483.95</b>		

Approved (with any necessary revisions noted):

---

<p style="text-align: center;"><b>CORKSCREW FARMS CDD</b> <b>Summary of Operations and Maintenance Invoices</b></p>
---

Vendor	Invoice/Account Number	Amount	Vendor Total	Comments/Description

Signature:

**Title (Check one):**

☐ Chariman    ☐ Vice Chariman    ☐ Assistant Secretary





2002 West Grand Parkway North  
Suite 100  
Katy, TX 77449

# INVOICE

**INVOICE#**

#111468

**DATE**

3/1/2024

**CUSTOMER ID**

C2294

**NET TERMS**

Net 30

**PO#****DUE DATE**

3/31/2024

**BILL TO**

Corkscrew Farms CDD  
2005 Pan Am Cir Ste 300  
Tampa FL 33607-6008  
United States

Services provided for the Month of: March 2024

DESCRIPTION	QTY	UOM	RATE	MARKUP	AMOUNT
Dissemination Services	1	Ea	175.00		175.00
District Management	1	Ea	2,833.33		2,833.33
Website Maintenance / Admin	1	Ea	125.00		125.00
<b>Subtotal</b>					<b>3,133.33</b>

<b>Subtotal</b>	\$3,133.33
-----------------	------------

<b>Tax</b>	\$0.00
------------	--------

<b>Total Due</b>	\$3,133.33
------------------	------------

**Remit To : Inframark LLC, PO BOX 733778, Dallas, Texas, 75373-3778**

*To pay by Credit Card, please contact us at 281-578-4299, 9:00am - 5:30pm EST, Monday – Friday. A surcharge fee may apply.*

*To pay via ACH or Wire, please refer to our banking information below:*

*Account Name: INFRAMARK, LLC*

*ACH - Bank Routing Number: 111000614 / Account Number: 912593196*

*Wire - Bank Routing Number: 021000021 / SWIFT Code: CHASUS33 / Account Number: 912593196*

*Please include the Customer ID and the Invoice Number on your form of payment.*

Received

MAR 01

Barraco & Associates, Inc.  
2271 McGregor Boulevard, Suite 100  
Fort Myers, FL 33901

Corkscrew Farms CDD  
[REDACTED]  
2005 Pan Am Circle, Suite 120  
Tampa, FL 33607

Invoice number 27490  
Date 02/27/2024  
Project 23331 Corkscrew Farms CDD

Description	Contract Amount	Percent Complete	Billed To Date	Less Previous Billing	Amount Due This Billing
2024.1 Miscellaneous Professional Services	0.00	0.00	240.00	0.00	240.00
Total	0.00	0.00	240.00	0.00	240.00

**2024.1 Miscellaneous Professional Services**

	Hours	Rate	Billed Amount
Senior Construction Observer	2.00	120.00	240.00
<i>Check reported erosion at Lakes 3 &amp; 4, photographs with coordinates, report findings</i>			

Invoice total **240.00**

**Aging Summary**

Invoice Number	Invoice Date	Outstanding	Current	Over 30	Over 60	Over 90	Over 120
27490	02/27/2024	240.00	240.00				
Total		240.00	240.00	0.00	0.00	0.00	0.00

**CHECK REQUEST FORM**  
**Corkscrew Farms**

**Date:** 3/20/2024

**Invoice#:** 03112024-01

**Vendor#:** V00014

**Vendor Name:** Corkscrew Farms

**Pay From:** Busey Acct# 5580

**Description:** Series 2016 - FY 24 Tax Dist. ID 151

**Code to:** 201.103200.1000

**Amount:** \$5,846.05

**Requested By:** 3/20/2024  
Teresa Farlow

# CORKSCREW FARMS CDD

## DISTRICT CHECK REQUEST

Today's Date 3/11/2024

Payable To Corkscrew Farms CDD

Check Amount \$5,846.05

Check Description Series 2016 - FY 24 Tax Dist. ID Dist 151

Check Amount ~~\$7,264.57~~

Check Description ~~Series 2017 - FY 24 Tax Dist. ID Dist 151~~

Special Instructions Do not mail. Please give to Eric

(Please attach all supporting documentation: invoices, receipts, etc.)

ERIC  
Authorization

DM	
Fund	<u>001</u>
G/L	<u>20702</u>
Object Code	
Chk #	_____ Date _____



# CORKSCREW FARMS CDD

## TAX REVENUE RECEIPTS AND TRANSFER SCHEDULE FISCAL YEAR 2024, TAX YEAR 2023

Dollar Amounts	Fiscal Year 2024 Percentages
99,159.57	5.311%
788,297.87	42.222%
979,574.47	52.467%
1,867,031.91	100%

Net O&M  
Net DS 16  
Net DS 17  
Net Total

93%

200 201

Date Received	Amount Received	5.31%	5.31%	42.22%	42.22%	Rounded 2016 Debt Service Revenue	Raw Numbers 2016 Debt Service Revenue	52.47%	52.47%	Rounded 2017 Debt Service Revenue	Proof	Distribution Number & Date Transferred	Payments / CDD check #
10/11/2023	4,033.10	214.20	214.21	1,702.85	1,702.85	174.74	1,702.85	2,116.04	2,116.04	2,116.04	-		1168
10/30/2023	413.85	21.98	21.98	174.74	174.74		174.74	217.13	217.13	217.13	-		1168
11/10/2023	10,628.75	564.50	564.50	4,487.67	4,487.67		4,487.67	5,576.58	5,576.58	5,576.58	-	Dist 123	1168
11/27/2023	234,169.30	12,436.92	12,436.92	98,870.92	98,870.92		98,870.92	122,861.46	122,861.46	122,861.46	-	Dist 128	1168
12/10/2023	1,358,600.54	72,156.37	72,156.37	573,628.07	573,628.07		573,628.07	712,816.10	712,816.10	712,816.10	-	Dist 132	1168
12/21/2023	56,929.92	3,023.59	3,023.59	24,036.94	24,036.94		24,036.94	29,869.39	29,869.39	29,869.39	-	Dist 136	1168
1/10/2024	37,487.87	1,991.01	1,991.01	15,828.12	15,828.12		15,828.12	19,668.74	19,668.74	19,668.74	-	Dist 138	1175
2/13/2024	28,211.40	1,498.33	1,498.33	11,911.41	11,911.41		11,911.41	14,801.66	14,801.66	14,801.66	-	Dist 145	
3/11/2024	\$13,845.99	735.37	735.37	5,846.05	5,846.05		5,846.05	7,264.57	7,264.57	7,264.57	-	Dist 151	
		-	-	-	-		-	-	-	-	-		
		-	-	-	-		-	-	-	-	-		
		-	-	-	-		-	-	-	-	-		
<b>TOTAL</b>	1,744,320.72	92,642.28	92,642.28	736,486.77	736,486.77		736,486.77	915,191.66	915,191.66	915,191.67	-		
<b>Net Total on Roll</b>	1,867,031.91		99,159.57	788,297.87	788,297.87		788,297.87			979,574.47	-		
<b>Collection Surplus / (Deficit)</b>	(122,711.19)		(6,517.29)		(51,811.10)		(51,811.10)			(64,382.80)			

**CHECK REQUEST FORM**  
**Corkscrew Farms**

**Date:** 3/20/2024

**Invoice#:** 03112024-02

**Vendor#:** V00014

**Vendor Name:** Corkscrew Farms

**Pay From:** Busey Acct# 5580

**Description:** Series 2017 - FY 24 Tax Dist. ID 151

**Code to:** 201.103200.1000

**Amount:** \$7,264.57

**Requested By:** 3/20/2024  
Teresa Farlow

# CORKSCREW FARMS CDD

## DISTRICT CHECK REQUEST

**Today's Date** 3/11/2024

**Payable To** Corkscrew Farms CDD

**Check Amount** ~~\$5,846.05~~

**Check Description** ~~Series 2016 - FY 24 Tax Dist. ID Dist 151~~

**Check Amount** \$7,264.57

**Check Description** Series 2017 - FY 24 Tax Dist. ID Dist 151

**Special Instructions** Do not mail. Please give to Eric

(Please attach all supporting documentation: invoices, receipts, etc.)

ERIC  
Authorization

DM	
Fund	<u>001</u>
G/L	<u>20702</u>
Object Code	
Chk #	_____ Date _____





# CORKSCREW FARMS CDD

## TAX REVENUE RECEIPTS AND TRANSFER SCHEDULE

FISCAL YEAR 2024, TAX YEAR 2023

Dollar Amounts	Fiscal Year 2024 Percentages	
99,159.57	5.311%	0.053100
788,297.87	42.222%	0.422200
979,574.47	52.467%	0.524700
1,867,031.91	100%	100%

Net O&M  
Net DS 16  
Net DS 17  
Net Total

93%

Date Received	Amount Received	5.31%		42.22%		42.22%		52.47%		52.47%		Proof	Distribution Number & Date Transferred	Payments / CDD check #
		Raw Numbers Operations Revenue	Rounded Operations Revenue	Raw Numbers 2016 Debt Service Revenue	Rounded 2016 Debt Service Revenue	Raw Numbers 2017 Debt Service Revenue	Rounded 2017 Debt Service Revenue	Raw Numbers 2017 Debt Service Revenue	Rounded 2017 Debt Service Revenue	Raw Numbers 2017 Debt Service Revenue	Rounded 2017 Debt Service Revenue			
10/11/2023	4,033.10	214.20	214.21	1,702.85	1,702.85	2,116.04	2,116.04	2,116.04	2,116.04	2,116.04	2,116.04	-		1168
10/30/2023	413.85	21.98	21.98	174.74	174.74	217.13	217.13	217.13	217.13	217.13	217.13	-		1168
11/10/2023	10,628.75	564.50	564.50	4,487.67	4,487.67	5,576.58	5,576.58	5,576.58	5,576.58	5,576.58	5,576.58	-	Dist 123	1168
11/27/2023	234,169.30	12,436.92	12,436.92	98,870.92	98,870.92	122,861.46	122,861.46	122,861.46	122,861.46	122,861.46	122,861.46	-	Dist 128	1168
12/10/2023	1,358,600.54	72,156.37	72,156.37	573,628.07	573,628.07	712,816.10	712,816.10	712,816.10	712,816.10	712,816.10	712,816.10	-	Dist 132	1168
12/21/2023	56,929.92	3,023.59	3,023.59	24,036.94	24,036.94	29,869.39	29,869.39	29,869.39	29,869.39	29,869.39	29,869.39	-	Dist 136	1168
1/10/2024	37,487.87	1,991.01	1,991.01	15,828.12	15,828.12	19,668.74	19,668.74	19,668.74	19,668.74	19,668.74	19,668.74	-	Dist 138	1175
2/13/2024	28,211.40	1,498.33	1,498.33	11,911.41	11,911.41	14,801.66	14,801.66	14,801.66	14,801.66	14,801.66	14,801.66	-	Dist 145	
3/11/2024	\$13,845.99	735.37	735.37	5,846.05	5,846.05	7,264.57	7,264.57	7,264.57	7,264.57	7,264.57	7,264.57	-	Dist 151	
		-	-	-	-	-	-	-	-	-	-	-		
		-	-	-	-	-	-	-	-	-	-	-		
		-	-	-	-	-	-	-	-	-	-	-		
<b>TOTAL</b>	1,744,320.72	92,642.28	92,642.28	736,486.77	736,486.77	915,191.66	915,191.66	915,191.66	915,191.67	915,191.67	915,191.67	-		
<b>Net Total on Roll</b>	1,867,031.91		99,159.57		788,297.87		979,574.47		979,574.47		979,574.47	-		
<b>Collection Surplus / (Deficit)</b>	(122,711.19)		(6,517.29)		(51,811.10)		(64,382.80)		(64,382.80)		(64,382.80)			

**CORKSCREW FARMS CDD**  
**Summary of Operations and Maintenance Invoices**

Vendor	Invoice/Account Number	Amount	Vendor Total	Comments/Description
<b>Monthly Contract</b>				
INFRAMARK LLC	122102	\$125.00		DISTRICT INVOICE APRIL 2024
<b>Monthly Contract Subtotal</b>		<b>\$125.00</b>		
<b>Variable Contract</b>				
BARRACO AND ASSOCIATES	27592	\$1,375.00		PROJECT 23331 MISC. PROFESSIONAL SERVICES
<b>Variable Contract Subtotal</b>		<b>\$1,375.00</b>		
<b>Utilities</b>		<b>\$0.00</b>		
<b>Utilities Subtotal</b>		<b>\$0.00</b>		
<b>Regular Services</b>				
COLEMAN, YOVANOVICH	70	\$38.50		GEN. REP - PROFESSIONAL FEES
CORKSCREW FARMS CDD	04112024-01	\$12,420.62		SERIES 2016 FY24 TAX DIST ID 156
CORKSCREW FARMS CDD	04112024-02	\$15,434.42	\$27,855.04	SERIES 2017 FY24 TAX DIST ID 156
U.S. BANK	7205315	\$5,333.63		TRUSTEE FEES
<b>Regular Services Subtotal</b>		<b>\$33,227.17</b>		
<b>Additional Services</b>		<b>\$0.00</b>		
<b>Additional Services Subtotal</b>		<b>\$0.00</b>		
<b>TOTAL</b>		<b>\$34,727.17</b>		

Approved (with any necessary revisions noted):

---

<p><b>CORKSCREW FARMS CDD</b></p> <p><b>Summary of Operations and Maintenance Invoices</b></p>
--

Vendor	Invoice/Account Number	Amount	Vendor Total	Comments/Description

Signature:

**Title (Check one):**

☐ Chariman   ☐ Vice Chariman   ☐ Assistant Secretary



2002 West Grand Parkway North  
Suite 100  
Katy, TX 77449

# INVOICE

**INVOICE#**

#122102

**DATE**

4/3/2024

**CUSTOMER ID**

C2294

**NET TERMS**

Net 30

**PO#****DUE DATE**

5/3/2024

**BILL TO**

Corkscrew Farms CDD  
2005 Pan Am Cir Ste 300  
Tampa FL 33607-6008  
United States

Services provided for the Month of: April 2024

DESCRIPTION	QTY	UOM	RATE	MARKUP	AMOUNT
Dissemination Services	1	Ea	175.00		175.00
District Management	1	Ea	2,833.33		2,833.33
Website Maintenance / Admin	1	Ea	125.00		125.00
<b>Subtotal</b>					<b>3,133.33</b>

<b>Subtotal</b>	\$3,133.33
-----------------	------------

<b>Tax</b>	\$0.00
------------	--------

<b>Total Due</b>	\$3,133.33
------------------	------------

**Remit To : Inframark LLC, PO BOX 733778, Dallas, Texas, 75373-3778**

*To pay by Credit Card, please contact us at 281-578-4299, 9:00am - 5:30pm EST, Monday – Friday. A surcharge fee may apply.*

*To pay via ACH or Wire, please refer to our banking information below:*

*Account Name: INFRAMARK, LLC*

*ACH - Bank Routing Number: 111000614 / Account Number: 912593196*

*Wire - Bank Routing Number: 021000021 / SWIFT Code: CHASUS33 / Account Number: 912593196*

*Please include the Customer ID and the Invoice Number on your form of payment.*

Received

MAR 28

**Barraco & Associates, Inc.**  
 2271 McGregor Boulevard, Suite 100  
 Fort Myers, FL 33901

Corkscrew Farms CDD

2005 Pan Am Circle, Suite 120  
 Tampa, FL 33607

Invoice number 27592  
 Date 03/26/2024

Project **23331 Corkscrew Farms CDD**

Description	Contract Amount	Percent Complete	Billed To Date	Less Previous Billing	Amount Due This Billing
2024.1 Miscellaneous Professional Services	0.00	0.00	1,615.00	240.00	1,375.00
Total	0.00	0.00	1,615.00	240.00	1,375.00

**2024.1 Miscellaneous Professional Services**

	Hours	Rate	Billed Amount
CDD Manager	1.25	150.00	187.50
<i>Research requisition history to investigate CDD ownership of irrigation system.</i>			
Senior Project Manager	2.50	175.00	437.50
<i>Check erosion in Lakes 4 and 8.</i>			
<i>Phone call with Ryan at Dragonfly and Trish to discuss Lake 4 and 8 erosion.</i>			
Principal Professional Engineer	3.00	250.00	750.00
<i>Coordinate site work issues and erosion and analyse site conditions.</i>			
<i>Irrigation review and assistance.</i>			
subtotal	6.75		1,375.00
Phase subtotal			1,375.00
Invoice total			1,375.00

**Aging Summary**

Invoice Number	Invoice Date	Outstanding	Current	Over 30	Over 60	Over 90	Over 120
27490	02/27/2024	240.00	240.00				
27592	03/26/2024	1,375.00	1,375.00				
Total		1,615.00	1,615.00	0.00	0.00	0.00	0.00

Coleman, Yovanovich & Koester, P.A.  
 Northern Trust Bank Building  
 4001 Tamiami Trail North, Suite 300  
 Naples, Florida 34103-3556  
 Telephone: (239) 435-3535  
 Fax: (239) 435-1218

Corkscrew Farms CDD  
 c/oInframark  
 Brian Lamb, District Manager  
 2005 Pan Am Circle, Suite 120  
 Tampa FL 33607

Attn: Teresa Farlow

Gen Rep

Page: 1  
 April 24, 2024  
 File No: 6677-001M  
 Statement No: 70

SENT VIA EMAIL TO: inframark@avidbill.com

Previous Balance \$77.00

Fees

03/13/2024	GLU	Review email correspondence from Manager on meeting schedule	Hours	
			0.10	38.50
		Professional Fees through 04/24/2024	0.10	38.50

Recapitulation

<u>Timekeeper</u>	<u>Hours</u>	<u>Rate</u>	<u>Total</u>
Gregory L. Urbancic	0.10	\$385.00	\$38.50

Total Current Work 38.50

Payments

04/01/2024	Fee payment received ck # 1183 Corkscrew Farms CDD	-38.50
04/19/2024	Fee payment received ck # 1186 Corkscrew Farms CDD	-38.50
	Total Payments	-77.00
	Balance Due (includes previous balance, if any)	<u>\$38.50</u>

**CHECK REQUEST FORM**  
**Corkscrew Farms**

**Date:** 4/17/2024

**Invoice#:** 04112024-01

**Vendor#:** V00014

**Vendor Name:** Corkscrew Farms

**Pay From:** Busey Acct# 5580

**Description:** Series 2016 - FY 24 Tax Dist. ID 156

**Code to:** 201.103200.1000

**Amount:** \$12,420.62

**Requested By:** Teresa Farlow 4/17/2024

---



# CORKSCREW FARMS CDD

## DISTRICT CHECK REQUEST

**Today's Date** 4/11/2024

**Payable To** Corkscrew Farms CDD

**Check Amount** \$12,420.62

**Check Description** Series 2016 - FY 24 Tax Dist. ID Dist 156

**Check Amount** \$15,434.42

**Check Description** Series 2017 - FY 24 Tax Dist. ID Dist 156

**Special Instructions** Do not mail. Please give to Eric

(Please attach all supporting documentation: invoices, receipts, etc.)

ERIC  
Authorization

DM	
Fund	<u>001</u>
G/L	<u>20702</u>
Object Code	
Chk #	_____ Date _____

# CORISCREW FARMS CDD

## TAX REVENUE RECEIPTS AND TRANSFER SCHEDULE FISCAL YEAR 2024, TAX YEAR 2023

Dollar Amounts	Fiscal Year 2024 Percentages
Net O&M 99,159.57	5.311%
Net DS 16 788,297.87	42.222%
Net DS 17 979,574.47	52.467%
Net Total 1,867,031.91	100%

95%

200

201

Date Received	Amount Received	5.31% Raw Numbers Operations Revenue	5.31% Rounded Operations Revenue	42.22% Raw Numbers 2016 Debt Service Revenue	42.22% Rounded 2016 Debt Service Revenue	52.47% Raw Numbers 2017 Debt Service Revenue	52.47% Rounded 2017 Debt Service Revenue	Proof	Distribution Number & Date Transferred	Payments / CDD check #
10/11/2023	4,033.10	214.20	214.21	1,702.85	1,702.85	2,116.04	2,116.04	-		1168
10/30/2023	413.85	21.98	21.98	174.74	174.74	217.13	217.13	-		1168
11/10/2023	10,628.75	564.50	564.50	4,487.67	4,487.67	5,576.58	5,576.58	-	Dist 123	1168
11/27/2023	234,169.30	12,436.92	12,436.92	98,870.92	98,870.92	122,861.46	122,861.46	-	Dist 128	1168
12/10/2023	1,358,600.54	72,156.37	72,156.37	573,628.07	573,628.07	712,816.10	712,816.10	-	Dist 132	1168
12/21/2023	56,929.92	3,023.59	3,023.59	24,036.94	24,036.94	29,869.39	29,869.39	-	Dist 136	1168
1/10/2024	37,487.87	1,991.01	1,991.01	15,828.12	15,828.12	19,668.74	19,668.74	-	Dist 138	1175
2/13/2024	28,211.40	1,498.33	1,498.33	11,911.41	11,911.41	14,801.66	14,801.66	-	Dist 145	
3/11/2024	\$13,845.99	735.37	735.37	5,846.05	5,846.05	7,264.57	7,264.57	-	Dist 151	1184
4/11/2024	29,417.42	1,562.38	1,562.38	12,420.62	12,420.62	15,434.42	15,434.42	-	Dist 156	
		-	-	-	-	-	-	-		
		-	-	-	-	-	-	-		
TOTAL	1,773,738.14	94,204.67	94,204.66	748,907.39	748,907.39	930,626.08	930,626.09	-		
Net Total on Roll	1,867,031.91		99,159.57		788,297.87		979,574.47	-		
Collection Surplus / (Deficit)	(93,293.77)		(4,954.91)		(39,390.48)		(48,948.38)			



Funding Agency	Distribution Date	Distribution Tax Yr	Account Number	Sttus Address	Allocation Allocated	Commissi Interest	Distributed At District Co Distribution Category	Agency Co Fund Name	Ledger Typ Roll Yr
CORKSCREW FARMS CDD	4/11/2024	156	2023 24-46-26-12-0400A.1250	17510 ELKGROVE LN ESTERO 33928	3/4/2024 1351.43	0	351 Real Estate Current	87 CORKSCREW FARMS CDD	Tax Due 2023
CORKSCREW FARMS CDD	4/11/2024	156	2023 24-46-26-11-0400L.0680	17473 ELKGROVE LN ESTERO 33928	3/5/2024 1670.58	0	351 Real Estate Current	87 CORKSCREW FARMS CDD	Tax Due 2023
CORKSCREW FARMS CDD	4/11/2024	156	2023 23-46-26-12-0400A.0620	19820 BEVERLY PARK RD ESTERO 33928	3/5/2024 336.79	0	351 Real Estate Installment	87 CORKSCREW FARMS CDD	Tax Due 2023
CORKSCREW FARMS CDD	4/11/2024	156	2023 23-46-26-12-0400A.0620	19820 BEVERLY PARK RD ESTERO 33928	3/5/2024 2.13	0	351 Real Estate Installment	87 CORKSCREW FARMS CDD	Tax Due 2023
CORKSCREW FARMS CDD	4/11/2024	156	2023 24-46-26-11-0700L.1134	19682 THE PLACE BLVD ESTERO 33928	3/7/2024 351.96	0	351 Real Estate Installment	87 CORKSCREW FARMS CDD	Tax Due 2023
CORKSCREW FARMS CDD	4/11/2024	156	2023 24-46-26-13-0200F.2600	17187 ASHCOMB WAY ESTERO 33928	3/7/2024 78.17	0	351 Real Estate Installment	87 CORKSCREW FARMS CDD	Tax Due 2023
CORKSCREW FARMS CDD	4/11/2024	156	2023 23-46-26-13-0200F.2600	17187 ASHCOMB WAY ESTERO 33928	3/7/2024 339	0	351 Real Estate Installment	87 CORKSCREW FARMS CDD	Tax Due 2023
CORKSCREW FARMS CDD	4/11/2024	156	2023 24-46-26-13-0200F.2600	17187 ASHCOMB WAY ESTERO 33928	3/7/2024 -2.28	0	351 Real Estate Current	87 CORKSCREW FARMS CDD	Tax Due 2023
CORKSCREW FARMS CDD	4/11/2024	156	2023 24-46-26-12-0600F.1215	19680 BEECHCREST PL ESTERO 33928	3/8/2024 1351.43	0	351 Real Estate Current	87 CORKSCREW FARMS CDD	Tax Due 2023
CORKSCREW FARMS CDD	4/11/2024	156	2023 24-46-26-12-0600F.1215	19680 BEECHCREST PL ESTERO 33928	3/8/2024 -13.51	0	351 Real Estate Current	87 CORKSCREW FARMS CDD	Discount 2023
CORKSCREW FARMS CDD	4/11/2024	156	2023 24-46-26-14-0200B.2150	19941 BEVERLY PARK RD ESTERO 33928	3/9/2024 220.99	0	351 Real Estate Installment	87 CORKSCREW FARMS CDD	Tax Due 2023
CORKSCREW FARMS CDD	4/11/2024	156	2023 24-46-26-14-0200B.2150	19941 BEVERLY PARK RD ESTERO 33928	3/9/2024 127.36	0	351 Real Estate Installment	87 CORKSCREW FARMS CDD	Tax Due 2023
CORKSCREW FARMS CDD	4/11/2024	156	2023 19-46-27-11-0600H.7360	17851 ROSEHILL CT ESTERO 33928	3/9/2024 1670.58	0	351 Real Estate Current	87 CORKSCREW FARMS CDD	Tax Due 2023
CORKSCREW FARMS CDD	4/11/2024	156	2023 24-46-26-14-0200B.2130	19949 BEVERLY PARK RD ESTERO 33928	##### 1138.67	0	351 Real Estate Current	87 CORKSCREW FARMS CDD	Tax Due 2023
CORKSCREW FARMS CDD	4/11/2024	156	2023 23-46-26-13-0200A.0370	17174 ASHCOMB WAY ESTERO 33928	##### 337.89	0	351 Real Estate Installment	87 CORKSCREW FARMS CDD	Tax Due 2023
CORKSCREW FARMS CDD	4/11/2024	156	2023 23-46-26-13-0200A.0370	17174 ASHCOMB WAY ESTERO 33928	##### -0.06	0	351 Real Estate Installment	87 CORKSCREW FARMS CDD	Tax Due 2023
CORKSCREW FARMS CDD	4/11/2024	156	2023 24-46-26-11-0700K.8250	19737 THE PLACE BLVD ESTERO 33928	##### 281.32	0	351 Real Estate Current	87 CORKSCREW FARMS CDD	Tax Due 2023
CORKSCREW FARMS CDD	4/11/2024	156	2023 24-46-26-14-0100B.1850	17021 ASHCOMB WAY ESTERO 33928	##### 166.25	0	351 Real Estate Installment	87 CORKSCREW FARMS CDD	Tax Due 2023
CORKSCREW FARMS CDD	4/11/2024	156	2023 24-46-26-14-0100B.1850	17021 ASHCOMB WAY ESTERO 33928	##### 236.84	0	351 Real Estate Installment	87 CORKSCREW FARMS CDD	Tax Due 2023
CORKSCREW FARMS CDD	4/11/2024	156	2023 24-46-26-14-0100B.1850	17021 ASHCOMB WAY ESTERO 33928	##### 336.37	0	351 Real Estate Installment	87 CORKSCREW FARMS CDD	Tax Due 2023
CORKSCREW FARMS CDD	4/11/2024	156	2023 24-46-26-14-0200B.2080	17119 ASHCOMB WAY ESTERO 33928	##### 2.96	0	351 Real Estate Current	87 CORKSCREW FARMS CDD	Tax Due 2023
CORKSCREW FARMS CDD	4/11/2024	156	2023 24-46-26-14-0200B.2080	17119 ASHCOMB WAY ESTERO 33928	##### 1670.58	0	351 Real Estate Current	87 CORKSCREW FARMS CDD	Tax Due 2023
CORKSCREW FARMS CDD	4/11/2024	156	2023 24-46-26-11-0400L.6240	19135 ELMDALE WAY ESTERO 33928	##### 297.73	0	351 Real Estate Current	87 CORKSCREW FARMS CDD	Tax Due 2023
CORKSCREW FARMS CDD	4/11/2024	156	2023 24-46-26-13-0600K.9360	19860 THE PLACE BLVD ESTERO 33928	##### 80.26	0	351 Real Estate Current	87 CORKSCREW FARMS CDD	Tax Due 2023
CORKSCREW FARMS CDD	4/11/2024	156	2023 24-46-26-11-0400A.1130	17462 ELKGROVE LN ESTERO 33928	##### 1670.58	0	351 Real Estate Current	87 CORKSCREW FARMS CDD	Tax Due 2023
CORKSCREW FARMS CDD	4/11/2024	156	2023 24-46-26-11-0400H.4630	19292 ELSTON WAY ESTERO 33928	##### 1351.43	0	351 Real Estate Current	87 CORKSCREW FARMS CDD	Discount 2023
CORKSCREW FARMS CDD	4/11/2024	156	2023 19-46-27-11-0700K.1262	19568 THE PLACE BLVD ESTERO 33928	##### 353.05	0	351 Real Estate Installment	87 CORKSCREW FARMS CDD	Tax Due 2023
CORKSCREW FARMS CDD	4/11/2024	156	2023 19-46-27-11-0700K.1262	19568 THE PLACE BLVD ESTERO 33928	##### 75.99	0	351 Real Estate Installment	87 CORKSCREW FARMS CDD	Tax Due 2023
CORKSCREW FARMS CDD	4/11/2024	156	2023 24-46-26-11-0300D.3210	17321 ASHCOMB WAY ESTERO 33928	##### 284.94	0	351 Real Estate Installment	87 CORKSCREW FARMS CDD	Tax Due 2023
CORKSCREW FARMS CDD	4/11/2024	156	2023 24-46-26-11-0300D.3210	17321 ASHCOMB WAY ESTERO 33928	##### -0.54	0	351 Real Estate Installment	87 CORKSCREW FARMS CDD	Tax Due 2023
CORKSCREW FARMS CDD	4/11/2024	156	2023 24-46-26-12-0400A.1240	17506 ELKGROVE LN ESTERO 33928	##### 339.14	0	351 Real Estate Installment	87 CORKSCREW FARMS CDD	Tax Due 2023
CORKSCREW FARMS CDD	4/11/2024	156	2023 24-46-26-12-0400A.1240	17506 ELKGROVE LN ESTERO 33928	##### -2.57	0	351 Real Estate Installment	87 CORKSCREW FARMS CDD	Tax Due 2023
CORKSCREW FARMS CDD	4/11/2024	156	2023 24-46-26-14-0100C.2530	19416 ELSTON WAY ESTERO 33928	##### 1138.67	0	351 Real Estate Current	87 CORKSCREW FARMS CDD	Tax Due 2023
CORKSCREW FARMS CDD	4/11/2024	156	2023 24-46-26-11-0400N.5060	19165 ELSTON WAY ESTERO 33928	##### 1351.43	0	351 Real Estate Current	87 CORKSCREW FARMS CDD	Tax Due 2023
CORKSCREW FARMS CDD	4/11/2024	156	2023 24-46-26-13-0700E.1045	19640 DEMING LN ESTERO 33928	##### 1351.43	0	351 Real Estate Current	87 CORKSCREW FARMS CDD	Tax Due 2023
CORKSCREW FARMS CDD	4/11/2024	156	2023 24-46-26-12-0600B.6790	19744 BEECHCREST PL ESTERO 33928	##### 254.55	0	351 Real Estate Installment	87 CORKSCREW FARMS CDD	Tax Due 2023
CORKSCREW FARMS CDD	4/11/2024	156	2023 24-46-26-12-0600B.6790	19744 BEECHCREST PL ESTERO 33928	##### 273.01	0	351 Real Estate Installment	87 CORKSCREW FARMS CDD	Tax Due 2023
CORKSCREW FARMS CDD	4/11/2024	156	2023 24-46-26-11-0700E.1061	19712 THE PLACE BLVD ESTERO 33928	##### 280.54	0	351 Real Estate Installment	87 CORKSCREW FARMS CDD	Tax Due 2023
CORKSCREW FARMS CDD	4/11/2024	156	2023 24-46-26-11-0700E.1061	19712 THE PLACE BLVD ESTERO 33928	##### 114.43	0	351 Real Estate Installment	87 CORKSCREW FARMS CDD	Tax Due 2023
CORKSCREW FARMS CDD	4/11/2024	156	2023 24-46-26-14-0400B.2330	17458 NEWBERRY LN ESTERO 33928	##### 1351.43	0	351 Real Estate Current	87 CORKSCREW FARMS CDD	Tax Due 2023
CORKSCREW FARMS CDD	4/11/2024	156	2023 24-46-26-14-0400B.2330	17458 NEWBERRY LN ESTERO 33928	##### 247.05	0	351 Real Estate Installment	87 CORKSCREW FARMS CDD	Tax Due 2023
CORKSCREW FARMS CDD	4/11/2024	156	2023 24-46-26-14-0400C.3850	19364 ELSTON WAY ESTERO 33928	##### 75.23	0	351 Real Estate Installment	87 CORKSCREW FARMS CDD	Tax Due 2023
CORKSCREW FARMS CDD	4/11/2024	156	2023 19-46-27-11-0800L.1160	17673 KINZIE LN ESTERO 33928	##### 1564.2	0	351 Real Estate Current	87 CORKSCREW FARMS CDD	Tax Due 2023
CORKSCREW FARMS CDD	4/11/2024	156	2023 24-46-26-14-0400D.3050	19863 BEVERLY PARK RD ESTERO 33928	##### 1138.67	0	351 Real Estate Current	87 CORKSCREW FARMS CDD	Tax Due 2023
CORKSCREW FARMS CDD	4/11/2024	156	2023 24-46-26-11-0300A.0900	19070 ELSTON WAY ESTERO 33928	##### 1670.58	0	351 Real Estate Current	87 CORKSCREW FARMS CDD	Tax Due 2023
CORKSCREW FARMS CDD	4/11/2024	156	2023 24-46-26-13-0600E.9630	19583 UTOPIA LN ESTERO 33928	##### 1351.43	0	351 Real Estate Current	87 CORKSCREW FARMS CDD	Tax Due 2023
CORKSCREW FARMS CDD	4/11/2024	156	2023 24-46-26-11-0300N.4690	19197 ELSTON WAY ESTERO 33928	##### 1351.43	0	351 Real Estate Current	87 CORKSCREW FARMS CDD	Tax Due 2023
						\$29,417.42			

**CHECK REQUEST FORM**  
**Corkscrew Farms**

**Date:** 4/17/2024

**Invoice#:** 04112024-02

**Vendor#:** V00014

**Vendor Name:** Corkscrew Farms

**Pay From:** Busey Acct# 5580

**Description:** Series 2017 - FY 24 Tax Dist. ID 156

**Code to:** 201.103200.1000

**Amount:** \$15,434.42

**Requested By:** 4/17/2024  
Teresa Farlow



# CORKSCREW FARMS CDD

## DISTRICT CHECK REQUEST

**Today's Date** 4/11/2024

**Payable To** Corkscrew Farms CDD

**Check Amount** \$12,420.62

**Check Description** Series 2016 - FY 24 Tax Dist. ID Dist 156

**Check Amount** \$15,434.42

**Check Description** Series 2017 - FY 24 Tax Dist. ID Dist 156

**Special Instructions** Do not mail. Please give to Eric

(Please attach all supporting documentation: invoices, receipts, etc.)

ERIC  
Authorization

DM	
Fund	<u>001</u>
G/L	<u>20702</u>
Object Code	
Chk #	_____ Date _____

# CORКСCREW FARMS CDD

## TAX REVENUE RECEIPTS AND TRANSFER SCHEDULE FISCAL YEAR 2024, TAX YEAR 2023

Dollar Amounts	Fiscal Year 2024 Percentages
Net O&M 99,159.57	5.311% 0.053100
Net DS 16 788,297.87	42.222% 0.422200
Net DS 17 979,574.47	52.467% 0.524700
Net Total 1,867,031.91	100% 100%

95%

200

201

Date Received	Amount Received	5.31%	5.31%	42.22%	42.22%	52.47%	52.47%	Proof	Distribution Number & Date Transferred	Payments / CDD check #
		Raw Numbers Operations Revenue	Rounded Operations Revenue	Raw Numbers 2016 Debt Service Revenue	Rounded 2016 Debt Service Revenue	Raw Numbers 2017 Debt Service Revenue	Rounded 2017 Debt Service Revenue			
10/11/2023	4,033.10	214.20	214.21	1,702.85	1,702.85	2,116.04	2,116.04	-		1168
10/30/2023	413.85	21.98	21.98	174.74	174.74	217.13	217.13	-		1168
11/10/2023	10,628.75	564.50	564.50	4,487.67	4,487.67	5,576.58	5,576.58	-	Dist 123	1168
11/27/2023	234,169.30	12,436.92	12,436.92	98,870.92	98,870.92	122,861.46	122,861.46	-	Dist 128	1168
12/10/2023	1,358,600.54	72,156.37	72,156.37	573,628.07	573,628.07	712,816.10	712,816.10	-	Dist 132	1168
12/21/2023	56,929.92	3,023.59	3,023.59	24,036.94	24,036.94	29,869.39	29,869.39	-	Dist 136	1168
1/10/2024	37,487.87	1,991.01	1,991.01	15,828.12	15,828.12	19,668.74	19,668.74	-	Dist 138	1175
2/13/2024	28,211.40	1,498.33	1,498.33	11,911.41	11,911.41	14,801.66	14,801.66	-	Dist 145	
3/11/2024	\$13,845.99	735.37	735.37	5,846.05	5,846.05	7,264.57	7,264.57	-	Dist 151	1184
4/11/2024	29,417.42	1,562.38	1,562.38	12,420.62	12,420.62	15,434.42	15,434.42	-	Dist 156	
		-	-	-	-	-	-	-		
TOTAL	1,773,738.14	94,204.67	94,204.66	748,907.39	748,907.39	930,626.08	930,626.09	-		
Net Total on Roll	1,867,031.91		99,159.57		788,297.87		979,574.47	-		
Collection Surplus / (Deficit)	(93,293.77)		(4,954.91)		(39,390.48)		(48,948.38)			



Funding Agency	Distribution Date	Distribution Tax Yr	Account Number	Site Address	Allocation	Allocated	Commissi Interest	Distributed At District Co. Distribution Category	Agency Co. Fund Name	Ledger Typ	Roll Yr	
CORKSCREW FARMS CDD	4/11/2024	156	2023 24-46-26-12-0400A.1250	17510 ELKGROVE LN ESTERO 33928	3/6/2024	1351.43	0	1351.43	351 Real Estate Current	87 CORKSCREW FARMS CDD	Tax Due	2023
CORKSCREW FARMS CDD	4/11/2024	156	2023 24-46-26-11-0400L.0580	17473 ELKGROVE LN ESTERO 33928	3/6/2024	1670.58	0	1670.58	351 Real Estate Current	87 CORKSCREW FARMS CDD	Tax Due	2023
CORKSCREW FARMS CDD	4/11/2024	156	2023 23-46-26-12-0400A.0820	19820 BEVERLY PARK RD ESTERO 33928	3/5/2024	336.79	0	336.79	351 Real Estate Installment	87 CORKSCREW FARMS CDD	Tax Due	2023
CORKSCREW FARMS CDD	4/11/2024	156	2023 23-46-26-12-0400A.0620	19820 BEVERLY PARK RD ESTERO 33928	3/5/2024	2.13	0	2.13	351 Real Estate Installment	87 CORKSCREW FARMS CDD	Tax Due	2023
CORKSCREW FARMS CDD	4/11/2024	156	2023 24-46-26-11-0700L.1134	19682 THE PLACE BLVD ESTERO 33928	3/7/2024	351.96	0	351.96	351 Real Estate Installment	87 CORKSCREW FARMS CDD	Tax Due	2023
CORKSCREW FARMS CDD	4/11/2024	156	2023 24-46-26-11-0700L.1134	19682 THE PLACE BLVD ESTERO 33928	3/7/2024	78.17	0	78.17	351 Real Estate Installment	87 CORKSCREW FARMS CDD	Tax Due	2023
CORKSCREW FARMS CDD	4/11/2024	156	2023 23-46-26-13-0200F.2600	17187 ASHCOMB WAY ESTERO 33928	3/7/2024	339	0	339	351 Real Estate Installment	87 CORKSCREW FARMS CDD	Tax Due	2023
CORKSCREW FARMS CDD	4/11/2024	156	2023 23-46-26-13-0200F.2600	17187 ASHCOMB WAY ESTERO 33928	3/7/2024	-2.28	0	-2.28	351 Real Estate Installment	87 CORKSCREW FARMS CDD	Tax Due	2023
CORKSCREW FARMS CDD	4/11/2024	156	2023 24-46-26-12-0600F.1215	19690 BEECHCREST PL ESTERO 33928	3/8/2024	1351.43	0	1351.43	351 Real Estate Current	87 CORKSCREW FARMS CDD	Tax Due	2023
CORKSCREW FARMS CDD	4/11/2024	156	2023 24-46-26-12-0600F.1215	19690 BEECHCREST PL ESTERO 33928	3/8/2024	-13.51	0	-13.51	351 Real Estate Current	87 CORKSCREW FARMS CDD	Discount	2023
CORKSCREW FARMS CDD	4/11/2024	156	2023 24-46-26-14-0200B.2150	19941 BEVERLY PARK RD ESTERO 33928	3/9/2024	220.99	0	220.99	351 Real Estate Installment	87 CORKSCREW FARMS CDD	Tax Due	2023
CORKSCREW FARMS CDD	4/11/2024	156	2023 24-46-26-14-0200B.2150	19941 BEVERLY PARK RD ESTERO 33928	3/9/2024	127.36	0	127.36	351 Real Estate Installment	87 CORKSCREW FARMS CDD	Tax Due	2023
CORKSCREW FARMS CDD	4/11/2024	156	2023 19-46-27-11-0800H.7300	17851 ROSEHILL CT ESTERO 33928	3/9/2024	1670.58	0	1670.58	351 Real Estate Current	87 CORKSCREW FARMS CDD	Tax Due	2023
CORKSCREW FARMS CDD	4/11/2024	156	2023 24-46-26-14-0200B.2150	19949 BEVERLY PARK RD ESTERO 33928	#####	1138.67	0	1138.67	351 Real Estate Current	87 CORKSCREW FARMS CDD	Tax Due	2023
CORKSCREW FARMS CDD	4/11/2024	156	2023 23-46-26-13-0200A.0370	17174 ASHCOMB WAY ESTERO 33928	#####	337.89	0	337.89	351 Real Estate Installment	87 CORKSCREW FARMS CDD	Tax Due	2023
CORKSCREW FARMS CDD	4/11/2024	156	2023 23-46-26-13-0200A.0370	17174 ASHCOMB WAY ESTERO 33928	#####	-0.06	0	-0.06	351 Real Estate Installment	87 CORKSCREW FARMS CDD	Tax Due	2023
CORKSCREW FARMS CDD	4/11/2024	156	2023 24-46-26-11-0700K.8250	19737 THE PLACE BLVD ESTERO 33928	#####	281.32	0	281.32	351 Real Estate Current	87 CORKSCREW FARMS CDD	Tax Due	2023
CORKSCREW FARMS CDD	4/11/2024	156	2023 24-46-26-11-0700K.8250	19737 THE PLACE BLVD ESTERO 33928	#####	81.92	0	81.92	351 Real Estate Current	87 CORKSCREW FARMS CDD	Tax Due	2023
CORKSCREW FARMS CDD	4/11/2024	156	2023 24-46-26-14-0100B.1850	17021 ASHCOMB WAY ESTERO 33928	#####	166.25	0	166.25	351 Real Estate Installment	87 CORKSCREW FARMS CDD	Tax Due	2023
CORKSCREW FARMS CDD	4/11/2024	156	2023 24-46-26-14-0100B.1850	17021 ASHCOMB WAY ESTERO 33928	#####	236.84	0	236.84	351 Real Estate Installment	87 CORKSCREW FARMS CDD	Tax Due	2023
CORKSCREW FARMS CDD	4/11/2024	156	2023 24-46-26-14-0200B.2080	17119 ASHCOMB WAY ESTERO 33928	#####	336.37	0	336.37	351 Real Estate Installment	87 CORKSCREW FARMS CDD	Tax Due	2023
CORKSCREW FARMS CDD	4/11/2024	156	2023 24-46-26-14-0200B.2080	17119 ASHCOMB WAY ESTERO 33928	#####	2.96	0	2.96	351 Real Estate Installment	87 CORKSCREW FARMS CDD	Tax Due	2023
CORKSCREW FARMS CDD	4/11/2024	156	2023 24-46-26-11-0400L.6240	19135 ELMDALE WAY ESTERO 33928	#####	1670.58	0	1670.58	351 Real Estate Current	87 CORKSCREW FARMS CDD	Tax Due	2023
CORKSCREW FARMS CDD	4/11/2024	156	2023 24-46-26-13-0600K.9380	19860 THE PLACE BLVD ESTERO 33928	#####	297.73	0	297.73	351 Real Estate Installment	87 CORKSCREW FARMS CDD	Tax Due	2023
CORKSCREW FARMS CDD	4/11/2024	156	2023 24-46-26-13-0600K.9380	19860 THE PLACE BLVD ESTERO 33928	#####	80.26	0	80.26	351 Real Estate Installment	87 CORKSCREW FARMS CDD	Tax Due	2023
CORKSCREW FARMS CDD	4/11/2024	156	2023 19-46-27-11-0800H.7360	17801 ROSEHILL CT ESTERO 33928	#####	1670.58	0	1670.58	351 Real Estate Current	87 CORKSCREW FARMS CDD	Tax Due	2023
CORKSCREW FARMS CDD	4/11/2024	156	2023 24-46-26-11-0400A.1130	17462 ELKGROVE LN ESTERO 33928	#####	-292.93	0	-292.93	351 Real Estate Current	87 CORKSCREW FARMS CDD	Tax Due	2023
CORKSCREW FARMS CDD	4/11/2024	156	2023 24-46-26-11-0400A.1130	17462 ELKGROVE LN ESTERO 33928	#####	8.79	0	8.79	351 Real Estate Current	87 CORKSCREW FARMS CDD	Discount	2023
CORKSCREW FARMS CDD	4/11/2024	156	2023 24-46-26-11-0400H.4630	19292 ELSTON WAY ESTERO 33928	#####	1351.43	0	1351.43	351 Real Estate Current	87 CORKSCREW FARMS CDD	Tax Due	2023
CORKSCREW FARMS CDD	4/11/2024	156	2023 19-46-27-11-0700K.1262	19568 THE PLACE BLVD ESTERO 33928	#####	353.05	0	353.05	351 Real Estate Installment	87 CORKSCREW FARMS CDD	Tax Due	2023
CORKSCREW FARMS CDD	4/11/2024	156	2023 24-46-26-11-0300D.3210	17321 ASHCOMB WAY ESTERO 33928	#####	75.99	0	75.99	351 Real Estate Installment	87 CORKSCREW FARMS CDD	Tax Due	2023
CORKSCREW FARMS CDD	4/11/2024	156	2023 24-46-26-11-0300D.3210	17321 ASHCOMB WAY ESTERO 33928	#####	284.94	0	284.94	351 Real Estate Installment	87 CORKSCREW FARMS CDD	Tax Due	2023
CORKSCREW FARMS CDD	4/11/2024	156	2023 24-46-26-11-0300D.3210	17321 ASHCOMB WAY ESTERO 33928	#####	-0.54	0	-0.54	351 Real Estate Installment	87 CORKSCREW FARMS CDD	Tax Due	2023
CORKSCREW FARMS CDD	4/11/2024	156	2023 24-46-26-12-0400A.1240	17506 ELKGROVE LN ESTERO 33928	#####	339.14	0	339.14	351 Real Estate Installment	87 CORKSCREW FARMS CDD	Tax Due	2023
CORKSCREW FARMS CDD	4/11/2024	156	2023 24-46-26-14-0100C.2530	19416 ELSTON WAY ESTERO 33928	#####	-2.57	0	-2.57	351 Real Estate Installment	87 CORKSCREW FARMS CDD	Tax Due	2023
CORKSCREW FARMS CDD	4/11/2024	156	2023 24-46-26-11-0400N.5060	19165 ELSTON WAY ESTERO 33928	#####	1138.67	0	1138.67	351 Real Estate Current	87 CORKSCREW FARMS CDD	Tax Due	2023
CORKSCREW FARMS CDD	4/11/2024	156	2023 24-46-26-13-0700E.1045	19640 DENNING LN ESTERO 33928	#####	1351.43	0	1351.43	351 Real Estate Current	87 CORKSCREW FARMS CDD	Tax Due	2023
CORKSCREW FARMS CDD	4/11/2024	156	2023 24-46-26-12-0600B.6790	19744 BEECHCREST PL ESTERO 33928	#####	254.55	0	254.55	351 Real Estate Installment	87 CORKSCREW FARMS CDD	Tax Due	2023
CORKSCREW FARMS CDD	4/11/2024	156	2023 24-46-26-12-0600B.6790	19744 BEECHCREST PL ESTERO 33928	#####	273.01	0	273.01	351 Real Estate Installment	87 CORKSCREW FARMS CDD	Tax Due	2023
CORKSCREW FARMS CDD	4/11/2024	156	2023 24-46-26-11-0700E.1061	19712 THE PLACE BLVD ESTERO 33928	#####	280.64	0	280.64	351 Real Estate Installment	87 CORKSCREW FARMS CDD	Tax Due	2023
CORKSCREW FARMS CDD	4/11/2024	156	2023 24-46-26-11-0700E.1061	19712 THE PLACE BLVD ESTERO 33928	#####	114.43	0	114.43	351 Real Estate Installment	87 CORKSCREW FARMS CDD	Tax Due	2023
CORKSCREW FARMS CDD	4/11/2024	156	2023 24-46-26-11-0700E.1061	19712 THE PLACE BLVD ESTERO 33928	#####	1351.43	0	1351.43	351 Real Estate Current	87 CORKSCREW FARMS CDD	Tax Due	2023
CORKSCREW FARMS CDD	4/11/2024	156	2023 24-46-26-14-0400B.2330	17458 NEWBERRY LN ESTERO 33928	#####	247.05	0	247.05	351 Real Estate Installment	87 CORKSCREW FARMS CDD	Tax Due	2023
CORKSCREW FARMS CDD	4/11/2024	156	2023 24-46-26-14-0400B.2330	17458 NEWBERRY LN ESTERO 33928	#####	75.23	0	75.23	351 Real Estate Installment	87 CORKSCREW FARMS CDD	Tax Due	2023
CORKSCREW FARMS CDD	4/11/2024	156	2023 24-46-26-14-0400B.2330	17458 NEWBERRY LN ESTERO 33928	#####	1564.2	0	1564.2	351 Real Estate Current	87 CORKSCREW FARMS CDD	Tax Due	2023
CORKSCREW FARMS CDD	4/11/2024	156	2023 24-46-26-14-0400D.3050	19663 BEVERLY PARK RD ESTERO 33928	#####	1138.67	0	1138.67	351 Real Estate Current	87 CORKSCREW FARMS CDD	Tax Due	2023
CORKSCREW FARMS CDD	4/11/2024	156	2023 24-46-26-11-0300A.0900	19070 ELSTON WAY ESTERO 33928	#####	1670.58	0	1670.58	351 Real Estate Current	87 CORKSCREW FARMS CDD	Tax Due	2023
CORKSCREW FARMS CDD	4/11/2024	156	2023 24-46-26-13-0600E.9630	19593 UTOPIA LN ESTERO 33928	#####	1351.43	0	1351.43	351 Real Estate Current	87 CORKSCREW FARMS CDD	Tax Due	2023
CORKSCREW FARMS CDD	4/11/2024	156	2023 24-46-26-11-0300E.9630	19197 ELSTON WAY ESTERO 33928	#####	1351.43	0	1351.43	351 Real Estate Current	87 CORKSCREW FARMS CDD	Tax Due	2023
								\$29,417.42				



MK-WI-S300 GCFS  
1555 N. Rivercenter Drive, Suite 300  
Milwaukee, WI 53212

7205315



000003228 02 SP 106481950180059 P

Corkscrew Farms CDD  
ATTN District Manager  
2005 Pan AM Circle Suite 300  
Tampa, FL 33607  
United States







Corporate Trust Services  
EP-MN-WN3L  
60 Livingston Ave.  
St. Paul, MN 55107

Invoice Number: 7205315  
Account Number: 260672000  
Invoice Date: 01/25/2024  
Direct Inquiries To: Duffy, Leanne M  
Phone: (407)-835-3807

Corkscrew Farms CDD  
ATTN District Manager  
2005 Pan AM Circle Suite 300  
Tampa, FL 33607  
United States

**CORKSCREW FARMS CDD SERIES 2017**

The following is a statement of transactions pertaining to your account. For further information, please review the attached.

### STATEMENT SUMMARY

**PLEASE REMIT BOTTOM COUPON PORTION OF THIS PAGE WITH CHECK PAYMENT OF INVOICE.**

TOTAL AMOUNT DUE

\$5,333.63


All invoices are due upon receipt.

Please detach at perforation and return bottom portion of the statement with your check, payable to U.S. Bank.

**CORKSCREW FARMS CDD SERIES 2017**

Invoice Number: 7205315  
Account Number: 260672000  
Current Due: \$5,333.63  
  
Direct Inquiries To: Duffy, Leanne M  
Phone: (407)-835-3807

Wire Instructions:  
U.S. Bank



Invoice # 7205315  
Attn: Fee Dept St. Paul

Please mail payments to:  
U.S. Bank  
CM-9690  
PO BOX 70870  
St. Paul, MN 55170-9690





Corporate Trust Services  
EP-MN-WN3L  
60 Livingston Ave.  
St. Paul, MN 55107

Invoice Number: 7205315  
Invoice Date: 01/25/2024  
Account Number: 260672000  
Direct Inquiries To: Duffy, Leanne M  
Phone: (407)-835-3807

CORKSCREW FARMS CDD SERIES 2017

Accounts Included 260672000 260672001 260672002 260672003 260672004 260672005  
In This Relationship:

CURRENT CHARGES SUMMARIZED FOR ENTIRE RELATIONSHIP

Detail of Current Charges	Volume	Rate	Portion of Year	Total Fees
04200 Trustee	1.00	3,950.00	100.00%	\$3,950.00
04341 Investment Agreement	1.00	1,000.00	100.00%	\$1,000.00
<b>Subtotal Administration Fees - In Advance 01/01/2024 - 12/31/2024</b>				<b>\$4,950.00</b>
Incidental Expenses 01/01/2024 to 12/31/2024	4,950.00	0.0775		\$383.63
<b>Subtotal Incidental Expenses</b>				<b>\$383.63</b>
<b>TOTAL AMOUNT DUE</b>				<b>\$5,333.63</b>



# **Corkscrew Farms Community Development District**

Financial Statements  
(Unaudited)

Period Ending  
July 31, 2023

Prepared by:



2005 Pan Am Circle ~ Suite 300 ~ Tampa, Florida 33607  
Phone (813) 873-7300 ~ Fax (813) 873-7070

**CORKSCREW FARMS COMMUNITY DEVELOPMENT DISTRICT**

**Balance Sheet**  
As of July 31, 2023  
(In Whole Numbers)

ACCOUNT DESCRIPTION	GENERAL FUND	SERIES 2016	SERIES 2017	SERIES 2017	GENERAL	GENERAL	TOTAL
		DEBT SERVICE FUND	DEBT SERVICE FUND	CAPITAL PROJECTS FUND	FIXED ASSETS FUND	LONG-TERM DEBT FUND	
<b>ASSETS</b>							
Cash - Operating Account	\$ 67,201	\$ -	\$ -	\$ -	\$ -	\$ -	\$ 67,201
Cash in Transit	-	6,653	8,268	-	-	-	14,921
Due From Other Funds	-	267	329	3	-	-	599
Investments:							
Interest Account	-	-	206	-	-	-	206
Prepayment Account	-	4,003	2,949	-	-	-	6,952
Reserve Fund	-	554,630	689,889	-	-	-	1,244,519
Revenue Fund	-	582,745	623,224	-	-	-	1,205,969
Sinking fund	-	-	16	-	-	-	16
Fixed Assets							
Construction Work In Process	-	-	-	-	41,958,312	-	41,958,312
Amount Avail In Debt Services	-	-	-	-	-	4,067,671	4,067,671
Amount To Be Provided	-	-	-	-	-	19,722,272	19,722,272
<b>TOTAL ASSETS</b>	<b>\$ 67,201</b>	<b>\$ 1,148,298</b>	<b>\$ 1,324,881</b>	<b>\$ 3</b>	<b>\$ 41,958,312</b>	<b>\$ 23,789,943</b>	<b>\$ 68,288,638</b>
<b>LIABILITIES</b>							
Accounts Payable	\$ -	\$ -	\$ -	\$ -	\$ -	\$ -	-
Due to Other	1,470	-	-	-	-	-	1,470
Bonds Payable	-	-	-	-	-	23,789,944	23,789,944
Due To Other Funds	600	-	-	-	-	-	600
<b>TOTAL LIABILITIES</b>	<b>2,070</b>	<b>-</b>	<b>-</b>	<b>-</b>	<b>-</b>	<b>23,789,944</b>	<b>23,792,014</b>
<b>FUND BALANCES</b>							
Restricted for:							
Debt Service	-	1,148,298	1,324,881	-	-	-	2,473,179
Capital Projects	-	-	-	3	-	-	3
Unassigned:	65,131	-	-	-	41,958,312	(1)	42,023,442
<b>TOTAL FUND BALANCES</b>	<b>65,131</b>	<b>1,148,298</b>	<b>1,324,881</b>	<b>3</b>	<b>41,958,312</b>	<b>(1)</b>	<b>44,496,624</b>
<b>TOTAL LIABILITIES &amp; FUND BALANCES</b>	<b>\$ 67,201</b>	<b>\$ 1,148,298</b>	<b>\$ 1,324,881</b>	<b>\$ 3</b>	<b>\$ 41,958,312</b>	<b>\$ 23,789,943</b>	<b>\$ 68,288,638</b>

**CORKSCREW FARMS COMMUNITY DEVELOPMENT DISTRICT**  
**Statement of Revenues, Expenditures and Changes in Fund Balances**  
For the Period Ending July 31, 2023  
General Fund (001)  
*(In Whole Numbers)*

ACCOUNT DESCRIPTION	ANNUAL ADOPTED BUDGET	YEAR TO DATE ACTUAL	VARIANCE (\$) FAV(UNFAV)	YTD ACTUAL AS A % OF ADOPTED BUD
<b><u>REVENUES</u></b>				
Special Assmnts- Tax Collector	\$ 197,585	\$ 95,337	\$ (102,248)	48.25%
Special Assmnts- Discounts	(104,375)	-	104,375	0.00%
<b>TOTAL REVENUES</b>	<b>93,210</b>	<b>95,337</b>	<b>2,127</b>	<b>102.28%</b>
<b><u>EXPENDITURES</u></b>				
<b><u>Administration</u></b>				
ProfServ-Trustee Fees	10,700	12,112	(1,412)	113.20%
Disclosure Report	4,200	3,150	1,050	75.00%
District Counsel	9,600	328	9,272	3.42%
District Engineer	9,000	5,848	3,152	64.98%
District Manager	34,000	25,631	8,369	75.39%
Auditing Services	6,800	-	6,800	0.00%
Website Compliance	1,500	1,500	-	100.00%
Postage, Phone, Faxes, Copies	150	53	97	35.33%
Public Officials Insurance	2,563	2,755	(192)	107.49%
Legal Advertising	1,000	2,370	(1,370)	237.00%
Bank Fees	100	-	100	0.00%
Website Administration	1,500	1,125	375	75.00%
Office Supplies	126	-	126	0.00%
Dues, Licenses, Subscriptions	1,500	175	1,325	11.67%
<b>Total Administration</b>	<b>82,739</b>	<b>55,047</b>	<b>27,692</b>	<b>66.53%</b>
<b><u>Other Physical Environment</u></b>				
Insurance -Property & Casualty	7,772	8,466	(694)	108.93%
R&M-Pump Station	-	2,590	(2,590)	0.00%
R&M-Gate Security	-	7,892	(7,892)	0.00%
<b>Total Other Physical Environment</b>	<b>7,772</b>	<b>18,948</b>	<b>(11,176)</b>	<b>243.80%</b>
<b><u>Reserves</u></b>				
Reserve - Other	2,699	-	2,699	0.00%
<b>Total Reserves</b>	<b>2,699</b>	<b>-</b>	<b>2,699</b>	<b>0.00%</b>
<b>TOTAL EXPENDITURES &amp; RESERVES</b>	<b>93,210</b>	<b>73,995</b>	<b>19,215</b>	<b>79.39%</b>
Excess (deficiency) of revenues				
Over (under) expenditures	-	21,342	21,342	0.00%
<b>FUND BALANCE, BEGINNING (OCT 1, 2022)</b>		<b>43,789</b>		
<b>FUND BALANCE, ENDING</b>		<b>\$ 65,131</b>		

**CORKSCREW FARMS COMMUNITY DEVELOPMENT DISTRICT**  
**Statement of Revenues, Expenditures and Changes in Fund Balances**  
For the Period Ending July 31, 2023  
Series 2016 Debt Service Fund (200)  
*(In Whole Numbers)*

ACCOUNT DESCRIPTION	ANNUAL ADOPTED BUDGET	YEAR TO DATE ACTUAL	VARIANCE (\$) FAV(UNFAV)	YTD ACTUAL AS A % OF ADOPTED BUD
<b><u>REVENUES</u></b>				
Interest - Investments	\$ -	\$ 15,989	\$ 15,989	0.00%
Special Assmnts- Tax Collector	734,563	757,907	23,344	103.18%
<b>TOTAL REVENUES</b>	<b>734,563</b>	<b>773,896</b>	<b>39,333</b>	<b>105.35%</b>
<b><u>EXPENDITURES</u></b>				
<b><u>Debt Service</u></b>				
Principal Debt Retirement	240,000	235,000	5,000	97.92%
Interest Expense	494,563	499,556	(4,993)	101.01%
<b>Total Debt Service</b>	<b>734,563</b>	<b>734,556</b>	<b>7</b>	<b>100.00%</b>
<b>TOTAL EXPENDITURES</b>	<b>734,563</b>	<b>734,556</b>	<b>7</b>	<b>100.00%</b>
Excess (deficiency) of revenues				
Over (under) expenditures	-	39,340	39,340	0.00%
<b>FUND BALANCE, BEGINNING (OCT 1, 2022)</b>		<b>1,108,958</b>		
<b>FUND BALANCE, ENDING</b>		<b>\$ 1,148,298</b>		

**CORKSCREW FARMS COMMUNITY DEVELOPMENT DISTRICT**  
**Statement of Revenues, Expenditures and Changes in Fund Balances**  
For the Period Ending July 31, 2023  
Series 2017 Debt Service Fund (201)  
*(In Whole Numbers)*

ACCOUNT DESCRIPTION	ANNUAL ADOPTED BUDGET	YEAR TO DATE ACTUAL	VARIANCE (\$) FAV(UNFAV)	YTD ACTUAL AS A % OF ADOPTED BUD
<b><u>REVENUES</u></b>				
Interest - Investments	\$ -	\$ 17,392	\$ 17,392	0.00%
Special Assmnts- Tax Collector	956,563	941,810	(14,753)	98.46%
<b>TOTAL REVENUES</b>	<b>956,563</b>	<b>959,202</b>	<b>2,639</b>	<b>100.28%</b>
<b><u>EXPENDITURES</u></b>				
<b><u>Debt Service</u></b>				
Principal Debt Retirement	250,000	220,000	30,000	88.00%
Principal Prepayments	-	5,000	(5,000)	0.00%
Interest Expense	706,563	682,794	23,769	96.64%
<b>Total Debt Service</b>	<b>956,563</b>	<b>907,794</b>	<b>48,769</b>	<b>94.90%</b>
<b>TOTAL EXPENDITURES</b>	<b>956,563</b>	<b>907,794</b>	<b>48,769</b>	<b>94.90%</b>
Excess (deficiency) of revenues				
Over (under) expenditures	-	51,408	51,408	0.00%
<b>FUND BALANCE, BEGINNING (OCT 1, 2022)</b>		<b>1,273,473</b>		
<b>FUND BALANCE, ENDING</b>		<b>\$ 1,324,881</b>		

**CORKSCREW FARMS COMMUNITY DEVELOPMENT DISTRICT**  
**Statement of Revenues, Expenditures and Changes in Fund Balances**  
For the Period Ending July 31, 2023  
Series 2017 Capital Projects Fund (301)  
*(In Whole Numbers)*

ACCOUNT DESCRIPTION	ANNUAL ADOPTED BUDGET	YEAR TO DATE ACTUAL	VARIANCE (\$) FAV(UNFAV)	YTD ACTUAL AS A % OF ADOPTED BUD
<b><u>REVENUES</u></b>				
Interest - Investments	\$ -	\$ 3	\$ 3	0.00%
<b>TOTAL REVENUES</b>	<b>-</b>	<b>3</b>	<b>3</b>	<b>0.00%</b>
<b><u>EXPENDITURES</u></b>				
<b>TOTAL EXPENDITURES</b>	<b>-</b>	<b>-</b>	<b>-</b>	<b>0.00%</b>
Excess (deficiency) of revenues				
Over (under) expenditures	-	3	3	0.00%
<b>FUND BALANCE, BEGINNING (OCT 1, 2022)</b>		-		
<b>FUND BALANCE, ENDING</b>		<b><u>\$ 3</u></b>		



**CORKSCREW FARMS COMMUNITY DEVELOPMENT DISTRICT**  
**Statement of Revenues, Expenditures and Changes in Fund Balances**  
For the Period Ending July 31, 2023  
General Fixed Assets Fund (900)  
*(In Whole Numbers)*

ACCOUNT DESCRIPTION	ANNUAL ADOPTED BUDGET	YEAR TO DATE ACTUAL	VARIANCE (\$) FAV(UNFAV)	YTD ACTUAL AS A % OF ADOPTED BUD
<b><u>REVENUES</u></b>				
<b>TOTAL REVENUES</b>	-	-	-	<b>0.00%</b>
<b><u>EXPENDITURES</u></b>				
<b>TOTAL EXPENDITURES</b>	-	-	-	<b>0.00%</b>
Excess (deficiency) of revenues				
Over (under) expenditures	-	-	-	0.00%
<b>FUND BALANCE, BEGINNING (OCT 1, 2022)</b>		<b>41,958,312</b>		
<b>FUND BALANCE, ENDING</b>		<b><u>\$ 41,958,312</u></b>		

CORKSCREW FARMS CDD

Bank Reconciliation

Bank Account No. 5580 Busey - GF Operating  
Statement No. 07-23  
Statement Date 7/31/2023

G/L Balance (LCY)	67,201.20	Statement Balance	82,122.14
G/L Balance	67,201.20	Outstanding Deposits	0.00
Positive Adjustments	0.00		
		Subtotal	82,122.14
Subtotal	67,201.20	Outstanding Checks	14,920.94
Negative Adjustments	0.00	Differences	0.00
Ending G/L Balance	67,201.20	Ending Balance	67,201.20
Difference	0.00		

Posting Date	Document Type	Document No.	Description		Amount	Cleared Amount	Difference
Checks							
6/29/2023	Payment	1147	ALLIED UNIVERSAL		7,892.45	7,892.45	0.00
6/29/2023	Payment	1148	BARRACO AND ASSOCIATES		1,427.50	1,427.50	0.00
6/29/2023	Payment	1149	INFRAMARK LLC		6,289.31	6,289.31	0.00
7/6/2023	Payment	1150	BARRACO AND ASSOCIATES		1,525.00	1,525.00	0.00
7/6/2023	Payment	1151	COLEMAN, YOVANOVICH		70.00	70.00	0.00
7/6/2023	Payment	1152	INFRAMARK LLC		3,133.78	3,133.78	0.00
Total Checks					20,338.04	20,338.04	0.00
Deposits							
7/21/2023		JE000125	Special Assmnts- Tax Collector	G/L	15,757.85	15,757.85	0.00
Total Deposits					15,757.85	15,757.85	0.00
Outstanding Checks							
7/27/2023	Payment	1153	CORKSCREW FARMS CDD		14,920.94	0.00	14,920.94
Total Outstanding Checks.....					14,920.94		14,920.94

# **Corkscrew Farms Community Development District**

Financial Statements  
(Unaudited)

Period Ending  
August 31, 2023

Prepared by:



2005 Pan Am Circle ~ Suite 300 ~ Tampa, Florida 33607  
Phone (813) 873-7300 ~ Fax (813) 873-7070

**CORKSCREW FARMS COMMUNITY DEVELOPMENT DISTRICT**

**Balance Sheet**

As of August 31, 2023

*(In Whole Numbers)*

ACCOUNT DESCRIPTION	SERIES 2017							TOTAL
	GENERAL FUND	SERIES 2016 DEBT SERVICE FUND	SERIES 2017 DEBT SERVICE FUND	CAPITAL PROJECTS FUND	GENERAL FIXED ASSETS FUND	GENERAL LONG-TERM DEBT FUND		
<b>ASSETS</b>								
Cash - Operating Account	\$ 55,311	\$ -	\$ -	\$ -	\$ -	\$ -	\$ -	\$ 55,311
Due From Other Funds	-	267	329	3	-	-	-	599
Investments:								
Interest Account	-	-	207	-	-	-	-	207
Prepayment Account	-	4,019	2,961	-	-	-	-	6,980
Reserve Fund	-	555,642	691,148	-	-	-	-	1,246,790
Revenue Fund	-	591,744	634,001	-	-	-	-	1,225,745
Sinking fund	-	-	16	-	-	-	-	16
Fixed Assets								
Construction Work In Process	-	-	-	-	41,958,312	-	-	41,958,312
Amount Avail In Debt Services	-	-	-	-	-	4,067,671	-	4,067,671
Amount To Be Provided	-	-	-	-	-	19,722,272	-	19,722,272
<b>TOTAL ASSETS</b>	<b>\$ 55,311</b>	<b>\$ 1,151,672</b>	<b>\$ 1,328,662</b>	<b>\$ 3</b>	<b>\$ 41,958,312</b>	<b>\$ 23,789,943</b>	<b>\$ -</b>	<b>\$ 68,283,903</b>
<b>LIABILITIES</b>								
Accounts Payable	\$ -	\$ -	\$ -	\$ -	\$ -	\$ -	\$ -	-
Due to Other	1,470	-	-	-	-	-	-	1,470
Bonds Payable	-	-	-	-	-	23,789,944	-	23,789,944
Due To Other Funds	600	-	-	-	-	-	-	600
<b>TOTAL LIABILITIES</b>	<b>2,070</b>	<b>-</b>	<b>-</b>	<b>-</b>	<b>-</b>	<b>23,789,944</b>	<b>-</b>	<b>23,792,014</b>
<b>FUND BALANCES</b>								
Restricted for:								
Debt Service	-	1,151,672	1,328,662	-	-	-	-	2,480,334
Capital Projects	-	-	-	3	-	-	-	3
Unassigned:	53,241	-	-	-	41,958,312	(1)	-	42,011,552
<b>TOTAL FUND BALANCES</b>	<b>53,241</b>	<b>1,151,672</b>	<b>1,328,662</b>	<b>3</b>	<b>41,958,312</b>	<b>(1)</b>	<b>-</b>	<b>44,491,889</b>
<b>TOTAL LIABILITIES &amp; FUND BALANCES</b>	<b>\$ 55,311</b>	<b>\$ 1,151,672</b>	<b>\$ 1,328,662</b>	<b>\$ 3</b>	<b>\$ 41,958,312</b>	<b>\$ 23,789,943</b>	<b>\$ -</b>	<b>\$ 68,283,903</b>

**CORKSCREW FARMS COMMUNITY DEVELOPMENT DISTRICT**  
**Statement of Revenues, Expenditures and Changes in Fund Balances**  
For the Period Ending August 31, 2023  
General Fund (001)  
*(In Whole Numbers)*

ACCOUNT DESCRIPTION	ANNUAL ADOPTED BUDGET	YEAR TO DATE ACTUAL	VARIANCE (\$) FAV(UNFAV)	YTD ACTUAL AS A % OF ADOPTED BUD
<b><u>REVENUES</u></b>				
Special Assmnts- Tax Collector	\$ 197,585	\$ 95,337	\$ (102,248)	48.25%
Special Assmnts- Discounts	(104,375)	-	104,375	0.00%
<b>TOTAL REVENUES</b>	<b>93,210</b>	<b>95,337</b>	<b>2,127</b>	<b>102.28%</b>
<b><u>EXPENDITURES</u></b>				
<b><u>Administration</u></b>				
ProfServ-Trustee Fees	10,700	12,112	(1,412)	113.20%
Disclosure Report	4,200	3,325	875	79.17%
District Counsel	9,600	553	9,047	5.76%
District Engineer	9,000	6,685	2,315	74.28%
District Manager	34,000	28,464	5,536	83.72%
Auditing Services	6,800	6,700	100	98.53%
Website Compliance	1,500	1,500	-	100.00%
Postage, Phone, Faxes, Copies	150	55	95	36.67%
Public Officials Insurance	2,563	2,755	(192)	107.49%
Legal Advertising	1,000	3,363	(2,363)	336.30%
Bank Fees	100	-	100	0.00%
Website Administration	1,500	1,250	250	83.33%
Office Supplies	126	-	126	0.00%
Dues, Licenses, Subscriptions	1,500	175	1,325	11.67%
<b>Total Administration</b>	<b>82,739</b>	<b>66,937</b>	<b>15,802</b>	<b>80.90%</b>
<b><u>Other Physical Environment</u></b>				
Insurance -Property & Casualty	7,772	8,466	(694)	108.93%
R&M-Pump Station	-	2,590	(2,590)	0.00%
R&M-Gate Security	-	7,892	(7,892)	0.00%
<b>Total Other Physical Environment</b>	<b>7,772</b>	<b>18,948</b>	<b>(11,176)</b>	<b>243.80%</b>
<b><u>Reserves</u></b>				
Reserve - Other	2,699	-	2,699	0.00%
<b>Total Reserves</b>	<b>2,699</b>	<b>-</b>	<b>2,699</b>	<b>0.00%</b>
<b>TOTAL EXPENDITURES &amp; RESERVES</b>	<b>93,210</b>	<b>85,885</b>	<b>7,325</b>	<b>92.14%</b>
Excess (deficiency) of revenues				
Over (under) expenditures	-	9,452	9,452	0.00%
<b>FUND BALANCE, BEGINNING (OCT 1, 2022)</b>		<b>43,789</b>		
<b>FUND BALANCE, ENDING</b>		<b>\$ 53,241</b>		

**CORKSCREW FARMS COMMUNITY DEVELOPMENT DISTRICT**  
**Statement of Revenues, Expenditures and Changes in Fund Balances**  
For the Period Ending August 31, 2023  
Series 2016 Debt Service Fund (200)  
*(In Whole Numbers)*

ACCOUNT DESCRIPTION	ANNUAL ADOPTED BUDGET	YEAR TO DATE ACTUAL	VARIANCE (\$) FAV(UNFAV)	YTD ACTUAL AS A % OF ADOPTED BUD
<b><u>REVENUES</u></b>				
Interest - Investments	\$ -	\$ 19,363	\$ 19,363	0.00%
Special Assmnts- Tax Collector	734,563	757,907	23,344	103.18%
<b>TOTAL REVENUES</b>	<b>734,563</b>	<b>777,270</b>	<b>42,707</b>	<b>105.81%</b>
<b><u>EXPENDITURES</u></b>				
<b><u>Debt Service</u></b>				
Principal Debt Retirement	240,000	235,000	5,000	97.92%
Interest Expense	494,563	499,556	(4,993)	101.01%
<b>Total Debt Service</b>	<b>734,563</b>	<b>734,556</b>	<b>7</b>	<b>100.00%</b>
<b>TOTAL EXPENDITURES</b>	<b>734,563</b>	<b>734,556</b>	<b>7</b>	<b>100.00%</b>
Excess (deficiency) of revenues				
Over (under) expenditures	-	42,714	42,714	0.00%
<b>FUND BALANCE, BEGINNING (OCT 1, 2022)</b>		<b>1,108,958</b>		
<b>FUND BALANCE, ENDING</b>		<b>\$ 1,151,672</b>		

**CORKSCREW FARMS COMMUNITY DEVELOPMENT DISTRICT**  
**Statement of Revenues, Expenditures and Changes in Fund Balances**  
For the Period Ending August 31, 2023  
Series 2017 Debt Service Fund (201)  
*(In Whole Numbers)*

ACCOUNT DESCRIPTION	ANNUAL ADOPTED BUDGET	YEAR TO DATE ACTUAL	VARIANCE (\$) FAV(UNFAV)	YTD ACTUAL AS A % OF ADOPTED BUD
<b><u>REVENUES</u></b>				
Interest - Investments	\$ -	\$ 21,173	\$ 21,173	0.00%
Special Assmnts- Tax Collector	956,563	941,810	(14,753)	98.46%
<b>TOTAL REVENUES</b>	<b>956,563</b>	<b>962,983</b>	<b>6,420</b>	<b>100.67%</b>
<b><u>EXPENDITURES</u></b>				
<b><u>Debt Service</u></b>				
Principal Debt Retirement	250,000	220,000	30,000	88.00%
Principal Prepayments	-	5,000	(5,000)	0.00%
Interest Expense	706,563	682,794	23,769	96.64%
<b>Total Debt Service</b>	<b>956,563</b>	<b>907,794</b>	<b>48,769</b>	<b>94.90%</b>
<b>TOTAL EXPENDITURES</b>	<b>956,563</b>	<b>907,794</b>	<b>48,769</b>	<b>94.90%</b>
Excess (deficiency) of revenues				
Over (under) expenditures	-	55,189	55,189	0.00%
<b>FUND BALANCE, BEGINNING (OCT 1, 2022)</b>		<b>1,273,473</b>		
<b>FUND BALANCE, ENDING</b>		<b>\$ 1,328,662</b>		

**CORKSCREW FARMS COMMUNITY DEVELOPMENT DISTRICT**  
**Statement of Revenues, Expenditures and Changes in Fund Balances**  
For the Period Ending August 31, 2023  
Series 2017 Capital Projects Fund (301)  
*(In Whole Numbers)*

ACCOUNT DESCRIPTION	ANNUAL ADOPTED BUDGET	YEAR TO DATE ACTUAL	VARIANCE (\$) FAV(UNFAV)	YTD ACTUAL AS A % OF ADOPTED BUD
<b><u>REVENUES</u></b>				
Interest - Investments	\$ -	\$ 3	\$ 3	0.00%
<b>TOTAL REVENUES</b>	<b>-</b>	<b>3</b>	<b>3</b>	<b>0.00%</b>
<b><u>EXPENDITURES</u></b>				
<b>TOTAL EXPENDITURES</b>	<b>-</b>	<b>-</b>	<b>-</b>	<b>0.00%</b>
Excess (deficiency) of revenues				
Over (under) expenditures	-	3	3	0.00%
<b>FUND BALANCE, BEGINNING (OCT 1, 2022)</b>		-		
<b>FUND BALANCE, ENDING</b>		<b><u>\$ 3</u></b>		



**CORKSCREW FARMS COMMUNITY DEVELOPMENT DISTRICT**  
**Statement of Revenues, Expenditures and Changes in Fund Balances**  
For the Period Ending August 31, 2023  
General Fixed Assets Fund (900)  
*(In Whole Numbers)*

ACCOUNT DESCRIPTION	ANNUAL ADOPTED BUDGET	YEAR TO DATE ACTUAL	VARIANCE (\$) FAV(UNFAV)	YTD ACTUAL AS A % OF ADOPTED BUD
<b><u>REVENUES</u></b>				
<b>TOTAL REVENUES</b>	-	-	-	<b>0.00%</b>
<b><u>EXPENDITURES</u></b>				
<b>TOTAL EXPENDITURES</b>	-	-	-	<b>0.00%</b>
Excess (deficiency) of revenues				
Over (under) expenditures	-	-	-	0.00%
<b>FUND BALANCE, BEGINNING (OCT 1, 2022)</b>		<b>41,958,312</b>		
<b>FUND BALANCE, ENDING</b>		<b><u>\$ 41,958,312</u></b>		

CORKSCREW FARMS CDD

Bank Reconciliation

Bank Account No.	5580	Busey - GF Operating
Statement No.	08-23	
Statement Date	8/31/2023	

G/L Balance (LCY)	55,311.25	Statement Balance	56,148.75
G/L Balance	55,311.25	Outstanding Deposits	0.00
Positive Adjustments	0.00		
		Subtotal	56,148.75
Subtotal	55,311.25	Outstanding Checks	837.50
Negative Adjustments	0.00	Differences	0.00
Ending G/L Balance	55,311.25	Ending Balance	55,311.25
Difference	0.00		

Posting Date	Document Type	Document No.	Description	Amount	Cleared Amount	Difference
Checks						
7/27/2023	Payment	1153	CORKSCREW FARMS CDD	14920.94	14,920.94	0.00
8/24/2023	Payment	1155	COLEMAN, YOVANOVICH	225	225.00	0.00
8/24/2023	Payment	1156	GRAU AND ASSOCIATES	6700	6,700.00	0.00
8/24/2023	Payment	1157	INFRAMARK LLC	3134.53	3,134.53	0.00
8/24/2023	Payment	1158	NEWS-PRESS MEDIA GROUP	992.92	992.92	0.00
Total Checks				25,973.39	25,973.39	0.00
Outstanding Checks						
8/24/2023	Payment	1154	BARRACO AND ASSOCIATES	837.50	0.00	837.50
Total Outstanding Checks.....				837.50		837.50

# **Corkscrew Farms Community Development District**

Financial Statements  
(Unaudited)

Period Ending  
September 30, 2023

Prepared by:



2005 Pan Am Circle ~ Suite 300 ~ Tampa, Florida 33607  
Phone (813) 873-7300 ~ Fax (813) 873-7070

# CORKSCREW FARMS COMMUNITY DEVELOPMENT DISTRICT

## Balance Sheet

As of September 30, 2023

*(In Whole Numbers)*

ACCOUNT DESCRIPTION	SERIES 2017							TOTAL
	GENERAL FUND	SERIES 2016 DEBT SERVICE FUND	SERIES 2017 DEBT SERVICE FUND	CAPITAL PROJECTS FUND	GENERAL FIXED ASSETS FUND	GENERAL LONG-TERM DEBT FUND		
<b>ASSETS</b>								
Cash - Operating Account	\$ 55,311	\$ -	\$ -	\$ -	\$ -	\$ -	\$ -	\$ 55,311
Due From Other Funds	-	267	329	3	-	-	-	599
Investments:								
Interest Account	-	-	207	-	-	-	-	207
Prepayment Account	-	5,053	4,238	-	-	-	-	9,291
Reserve Fund	-	557,933	693,998	-	-	-	-	1,251,931
Revenue Fund	-	594,200	636,629	-	-	-	-	1,230,829
Sinking fund	-	-	16	-	-	-	-	16
Fixed Assets								
Construction Work In Process	-	-	-	-	41,958,312	-	-	41,958,312
Amount Avail In Debt Services	-	-	-	-	-	4,067,671	-	4,067,671
Amount To Be Provided	-	-	-	-	-	19,722,272	-	19,722,272
<b>TOTAL ASSETS</b>	<b>\$ 55,311</b>	<b>\$ 1,157,453</b>	<b>\$ 1,335,417</b>	<b>\$ 3</b>	<b>\$ 41,958,312</b>	<b>\$ 23,789,943</b>	<b>\$ -</b>	<b>\$ 68,296,439</b>
<b>LIABILITIES</b>								
Accounts Payable	\$ 9,688	\$ -	\$ -	\$ -	\$ -	\$ -	\$ -	\$ 9,688
Due to Other	1,470	-	-	-	-	-	-	1,470
Bonds Payable	-	-	-	-	-	23,789,944	-	23,789,944
Due To Other Funds	600	-	-	-	-	-	-	600
<b>TOTAL LIABILITIES</b>	<b>11,758</b>	<b>-</b>	<b>-</b>	<b>-</b>	<b>-</b>	<b>23,789,944</b>	<b>-</b>	<b>23,801,702</b>

**CORKSCREW FARMS COMMUNITY DEVELOPMENT DISTRICT****Balance Sheet**

As of September 30, 2023

*(In Whole Numbers)*

ACCOUNT DESCRIPTION	GENERAL FUND	SERIES 2016 DEBT SERVICE FUND	SERIES 2017 DEBT SERVICE FUND	SERIES 2017		GENERAL FIXED ASSETS FUND	GENERAL LONG-TERM DEBT FUND	TOTAL
				CAPITAL PROJECTS FUND				
<b><u>FUND BALANCES</u></b>								
Restricted for:								
Debt Service	-	1,157,453	1,335,417	-	-	-	-	2,492,870
Capital Projects	-	-	-	3	-	-	-	3
Unassigned:	43,553	-	-	-	41,958,312		(1)	42,001,864
<b>TOTAL FUND BALANCES</b>	<b>43,553</b>	<b>1,157,453</b>	<b>1,335,417</b>	<b>3</b>	<b>41,958,312</b>		<b>(1)</b>	<b>44,494,737</b>
<b>TOTAL LIABILITIES &amp; FUND BALANCES</b>	<b>\$ 55,311</b>	<b>\$ 1,157,453</b>	<b>\$ 1,335,417</b>	<b>\$ 3</b>	<b>\$ 41,958,312</b>	<b>\$ 23,789,943</b>	<b>\$</b>	<b>\$ 68,296,439</b>

**CORKSCREW FARMS COMMUNITY DEVELOPMENT DISTRICT****Statement of Revenues, Expenditures and Changes in Fund Balances**

For the Period Ending September 30, 2023

General Fund (001)

(In Whole Numbers)

ACCOUNT DESCRIPTION	ANNUAL ADOPTED BUDGET	YEAR TO DATE ACTUAL	VARIANCE (\$) FAV(UNFAV)	YTD ACTUAL AS A % OF ADOPTED BUD
<b><u>REVENUES</u></b>				
Special Assmnts- Tax Collector	\$ 197,585	\$ 95,337	\$ (102,248)	48.25%
Special Assmnts- Discounts	(104,375)	-	104,375	0.00%
<b>TOTAL REVENUES</b>	<b>93,210</b>	<b>95,337</b>	<b>2,127</b>	<b>102.28%</b>
<b><u>EXPENDITURES</u></b>				
<b><u>Administration</u></b>				
ProfServ-Trustee Fees	10,700	12,112	(1,412)	113.20%
Disclosure Report	4,200	3,675	525	87.50%
District Counsel	9,600	1,778	7,822	18.52%
District Engineer	9,000	8,880	120	98.67%
District Manager	34,000	34,131	(131)	100.39%
Auditing Services	6,800	-	6,800	0.00%
Website Compliance	1,500	1,500	-	100.00%
Postage, Phone, Faxes, Copies	150	56	94	37.33%
Public Officials Insurance	2,563	2,755	(192)	107.49%
Legal Advertising	1,000	3,363	(2,363)	336.30%
Bank Fees	100	-	100	0.00%
Website Administration	1,500	1,500	-	100.00%
Office Supplies	126	-	126	0.00%
Dues, Licenses, Subscriptions	1,500	175	1,325	11.67%
<b>Total Administration</b>	<b>82,739</b>	<b>69,925</b>	<b>12,814</b>	<b>84.51%</b>
<b><u>Other Physical Environment</u></b>				
Insurance -Property & Casualty	7,772	8,466	(694)	108.93%
R&M-Pump Station	-	2,590	(2,590)	0.00%
R&M-Gate Security	-	7,892	(7,892)	0.00%
<b>Total Other Physical Environment</b>	<b>7,772</b>	<b>18,948</b>	<b>(11,176)</b>	<b>243.80%</b>
<b><u>Reserves</u></b>				
Reserve - Other	2,699	-	2,699	0.00%
<b>Total Reserves</b>	<b>2,699</b>	<b>-</b>	<b>2,699</b>	<b>0.00%</b>
<b>TOTAL EXPENDITURES &amp; RESERVES</b>	<b>93,210</b>	<b>88,873</b>	<b>4,337</b>	<b>95.35%</b>
Excess (deficiency) of revenues				
Over (under) expenditures	-	6,464	6,464	0.00%
<b>FUND BALANCE, BEGINNING (OCT 1, 2022)</b>		<b>37,089</b>		
<b>FUND BALANCE, ENDING</b>		<b>\$ 43,553</b>		

**CORKSCREW FARMS COMMUNITY DEVELOPMENT DISTRICT****Statement of Revenues, Expenditures and Changes in Fund Balances**

For the Period Ending September 30, 2023

Series 2016 Debt Service Fund (200)

*(In Whole Numbers)*

ACCOUNT DESCRIPTION	ANNUAL ADOPTED BUDGET	YEAR TO DATE ACTUAL	VARIANCE (\$) FAV(UNFAV)	YTD ACTUAL AS A % OF ADOPTED BUD
<b><u>REVENUES</u></b>				
Interest - Investments	\$ -	\$ 25,144	\$ 25,144	0.00%
Special Assmnts- Tax Collector	734,563	757,907	23,344	103.18%
<b>TOTAL REVENUES</b>	<b>734,563</b>	<b>783,051</b>	<b>48,488</b>	<b>106.60%</b>
<b><u>EXPENDITURES</u></b>				
<b><u>Debt Service</u></b>				
Principal Debt Retirement	240,000	235,000	5,000	97.92%
Interest Expense	494,563	499,556	(4,993)	101.01%
<b>Total Debt Service</b>	<b>734,563</b>	<b>734,556</b>	<b>7</b>	<b>100.00%</b>
<b>TOTAL EXPENDITURES</b>	<b>734,563</b>	<b>734,556</b>	<b>7</b>	<b>100.00%</b>
Excess (deficiency) of revenues				
Over (under) expenditures	-	48,495	48,495	0.00%
<b>FUND BALANCE, BEGINNING (OCT 1, 2022)</b>		<b>1,108,958</b>		
<b>FUND BALANCE, ENDING</b>		<b>\$ 1,157,453</b>		

**CORKSCREW FARMS COMMUNITY DEVELOPMENT DISTRICT****Statement of Revenues, Expenditures and Changes in Fund Balances**

For the Period Ending September 30, 2023

Series 2017 Debt Service Fund (201)

*(In Whole Numbers)*

ACCOUNT DESCRIPTION	ANNUAL ADOPTED BUDGET	YEAR TO DATE ACTUAL	VARIANCE (\$) FAV(UNFAV)	YTD ACTUAL AS A % OF ADOPTED BUD
<b><u>REVENUES</u></b>				
Interest - Investments	\$ -	\$ 27,928	\$ 27,928	0.00%
Special Assmnts- Tax Collector	956,563	941,810	(14,753)	98.46%
<b>TOTAL REVENUES</b>	<b>956,563</b>	<b>969,738</b>	<b>13,175</b>	<b>101.38%</b>
<b><u>EXPENDITURES</u></b>				
<b><u>Debt Service</u></b>				
Principal Debt Retirement	250,000	220,000	30,000	88.00%
Principal Prepayments	-	5,000	(5,000)	0.00%
Interest Expense	706,563	682,794	23,769	96.64%
<b>Total Debt Service</b>	<b>956,563</b>	<b>907,794</b>	<b>48,769</b>	<b>94.90%</b>
<b>TOTAL EXPENDITURES</b>	<b>956,563</b>	<b>907,794</b>	<b>48,769</b>	<b>94.90%</b>
Excess (deficiency) of revenues Over (under) expenditures	-	61,944	61,944	0.00%
<b>FUND BALANCE, BEGINNING (OCT 1, 2022)</b>		<b>1,273,473</b>		
<b>FUND BALANCE, ENDING</b>		<b>\$ 1,335,417</b>		



**CORKSCREW FARMS COMMUNITY DEVELOPMENT DISTRICT****Statement of Revenues, Expenditures and Changes in Fund Balances**

For the Period Ending September 30, 2023

Series 2017 Capital Projects Fund (301)

*(In Whole Numbers)*

ACCOUNT DESCRIPTION	ANNUAL ADOPTED BUDGET	YEAR TO DATE ACTUAL	VARIANCE (\$) FAV(UNFAV)	YTD ACTUAL AS A % OF ADOPTED BUD
<b><u>REVENUES</u></b>				
Interest - Investments	\$ -	\$ 3	\$ 3	0.00%
<b>TOTAL REVENUES</b>	<b>-</b>	<b>3</b>	<b>3</b>	<b>0.00%</b>
<b><u>EXPENDITURES</u></b>				
<b>TOTAL EXPENDITURES</b>	<b>-</b>	<b>-</b>	<b>-</b>	<b>0.00%</b>
Excess (deficiency) of revenues				
Over (under) expenditures	-	3	3	0.00%
<b>FUND BALANCE, BEGINNING (OCT 1, 2022)</b>		-		
<b>FUND BALANCE, ENDING</b>		<b><u>\$ 3</u></b>		

**CORKSCREW FARMS COMMUNITY DEVELOPMENT DISTRICT****Statement of Revenues, Expenditures and Changes in Fund Balances**

For the Period Ending September 30, 2023

General Fixed Assets Fund (900)

*(In Whole Numbers)*

ACCOUNT DESCRIPTION	ANNUAL ADOPTED BUDGET	YEAR TO DATE ACTUAL	VARIANCE (\$) FAV(UNFAV)	YTD ACTUAL AS A % OF ADOPTED BUD
<b><u>REVENUES</u></b>				
<b>TOTAL REVENUES</b>	-	-	-	<b>0.00%</b>
<b><u>EXPENDITURES</u></b>				
<b>TOTAL EXPENDITURES</b>	-	-	-	<b>0.00%</b>
Excess (deficiency) of revenues				
Over (under) expenditures	-	-	-	0.00%
<b>FUND BALANCE, BEGINNING (OCT 1, 2022)</b>		<b>41,958,312</b>		
<b>FUND BALANCE, ENDING</b>		<b><u>\$ 41,958,312</u></b>		

**CORKSCREW FARMS COMMUNITY DEVELOPMENT DISTRICT****Statement of Revenues, Expenditures and Changes in Fund Balances**

For the Period Ending September 30, 2023

General Long-Term Debt Fund (950)

*(In Whole Numbers)*

ACCOUNT DESCRIPTION	ANNUAL ADOPTED BUDGET	YEAR TO DATE ACTUAL	VARIANCE (\$) FAV(UNFAV)	YTD ACTUAL AS A % OF ADOPTED BUD
<b><u>REVENUES</u></b>				
<b>TOTAL REVENUES</b>	-	-	-	<b>0.00%</b>
<b><u>EXPENDITURES</u></b>				
<b>TOTAL EXPENDITURES</b>	-	-	-	<b>0.00%</b>
Excess (deficiency) of revenues				
Over (under) expenditures	-	-	-	0.00%
<b>FUND BALANCE, BEGINNING (OCT 1, 2022)</b>		(1)		
<b>FUND BALANCE, ENDING</b>		<u>\$ (1)</u>		

CORKSCREW FARMS CDD

Bank Reconciliation

Bank Account No. 5580 Busey - GF Operating  
Statement No. 09-23  
Statement Date 9/30/2023

G/L Balance (LCY)	55,311.25	Statement Balance	55,311.25
G/L Balance	55,311.25	Outstanding Deposits	0.00
Positive Adjustments	0.00		
		Subtotal	55,311.25
Subtotal	55,311.25	Outstanding Checks	0.00
Negative Adjustments	0.00	Differences	0.00
Ending G/L Balance	55,311.25	Ending Balance	55,311.25
Difference	0.00		

Posting Date	Document Type	Document No.	Description	Amount	Cleared Amount	Difference
Checks						
8/24/2023	Payment	1154	BARRACO AND ASSOCIATES	837.5	837.50	0.00
Total Checks				837.50	837.50	0.00

# **Corkscrew Farms Community Development District**

Financial Statements  
(Unaudited)

Period Ending  
October 31, 2023

Prepared by:



2005 Pan Am Circle ~ Suite 300 ~ Tampa, Florida 33607  
Phone (813) 873-7300 ~ Fax (813) 873-7070

**CORKSCREW FARMS COMMUNITY DEVELOPMENT DISTRICT**

**Balance Sheet**

As of October 31, 2023

*(In Whole Numbers)*

ACCOUNT DESCRIPTION	SERIES 2017							TOTAL
	GENERAL FUND	SERIES 2016 DEBT SERVICE FUND	SERIES 2017 DEBT SERVICE FUND	CAPITAL PROJECTS FUND	GENERAL FIXED ASSETS FUND	GENERAL LONG-TERM DEBT FUND		
<b>ASSETS</b>								
Cash - Operating Account	\$ 34,145	\$ -	\$ -	\$ -	\$ -	\$ -	\$ -	34,145
Due From Other Funds	-	2,145	2,663	3	-	-	-	4,811
Investments:								
Interest Account	-	-	207	-	-	-	-	207
Prepayment Account	-	5,053	4,238	-	-	-	-	9,291
Reserve Fund	-	557,933	693,998	-	-	-	-	1,251,931
Revenue Fund	-	594,200	636,629	-	-	-	-	1,230,829
Sinking fund	-	-	16	-	-	-	-	16
Fixed Assets								
Construction Work In Process	-	-	-	-	41,958,312	-	-	41,958,312
Amount Avail In Debt Services	-	-	-	-	-	4,067,671	-	4,067,671
Amount To Be Provided	-	-	-	-	-	19,722,272	-	19,722,272
<b>TOTAL ASSETS</b>	<b>\$ 34,145</b>	<b>\$ 1,159,331</b>	<b>\$ 1,337,751</b>	<b>\$ 3</b>	<b>\$ 41,958,312</b>	<b>\$ 23,789,943</b>	<b>\$ -</b>	<b>\$ 68,279,485</b>
<b>LIABILITIES</b>								
Accounts Payable	\$ 175	\$ -	\$ -	\$ -	\$ -	\$ -	\$ -	175
Accrued Expenses	6,800	-	-	-	-	-	-	6,800
Due to Other	1,470	-	-	-	-	-	-	1,470
Bonds Payable	-	-	-	-	-	23,789,944	-	23,789,944
Due To Other Funds	4,811	-	-	-	-	-	-	4,811
<b>TOTAL LIABILITIES</b>	<b>13,256</b>	<b>-</b>	<b>-</b>	<b>-</b>	<b>-</b>	<b>23,789,944</b>	<b>-</b>	<b>23,803,200</b>

**CORKSCREW FARMS COMMUNITY DEVELOPMENT DISTRICT**

**Balance Sheet**

As of October 31, 2023

*(In Whole Numbers)*

		SERIES 2016	SERIES 2017	SERIES 2017				
	GENERAL	DEBT SERVICE	DEBT SERVICE	CAPITAL	GENERAL	GENERAL		
ACCOUNT DESCRIPTION	FUND	FUND	FUND	PROJECTS	FIXED ASSETS	LONG-TERM		TOTAL
						DEBT FUND		
<b><u>FUND BALANCES</u></b>								
Restricted for:								
Debt Service	-	1,159,331	1,337,751	-	-	-		2,497,082
Capital Projects	-	-	-	3	-	-		3
Unassigned:	20,889	-	-	-	41,958,312	(1)		41,979,200
<b>TOTAL FUND BALANCES</b>	<b>20,889</b>	<b>1,159,331</b>	<b>1,337,751</b>	<b>3</b>	<b>41,958,312</b>	<b>(1)</b>		<b>44,476,285</b>
<b>TOTAL LIABILITIES &amp; FUND BALANCES</b>	<b>\$ 34,145</b>	<b>\$ 1,159,331</b>	<b>\$ 1,337,751</b>	<b>\$ 3</b>	<b>\$ 41,958,312</b>	<b>\$ 23,789,943</b>	<b>\$</b>	<b>\$ 68,279,485</b>

**CORKSCREW FARMS COMMUNITY DEVELOPMENT DISTRICT**  
**Statement of Revenues, Expenditures and Changes in Fund Balances**  
For the Period Ending October 31, 2023  
General Fund (001)  
*(In Whole Numbers)*

ACCOUNT DESCRIPTION	ANNUAL ADOPTED BUDGET	YEAR TO DATE ACTUAL	VARIANCE (\$) FAV(UNFAV)	YTD ACTUAL AS A % OF ADOPTED BUD
<b><u>REVENUES</u></b>				
Special Assmnts- Tax Collector	\$ 93,210	\$ -	\$ (93,210)	0.00%
<b>TOTAL REVENUES</b>	<b>93,210</b>	<b>-</b>	<b>(93,210)</b>	<b>0.00%</b>
<b><u>EXPENDITURES</u></b>				
<b><u>Administration</u></b>				
ProfServ-Trustee Fees	10,700	-	10,700	0.00%
Disclosure Report	4,200	-	4,200	0.00%
District Counsel	9,500	-	9,500	0.00%
District Engineer	9,000	-	9,000	0.00%
District Manager	34,000	-	34,000	0.00%
Auditing Services	6,800	-	6,800	0.00%
Website Compliance	1,500	-	1,500	0.00%
Postage, Phone, Faxes, Copies	150	-	150	0.00%
Public Officials Insurance	3,168	2,851	317	89.99%
Legal Advertising	1,000	-	1,000	0.00%
Bank Fees	100	-	100	0.00%
Website Administration	1,500	-	1,500	0.00%
Office Supplies	126	-	126	0.00%
Dues, Licenses, Subscriptions	1,500	175	1,325	11.67%
<b>Total Administration</b>	<b>83,244</b>	<b>3,026</b>	<b>80,218</b>	<b>3.64%</b>
<b><u>Other Physical Environment</u></b>				
Insurance -Property & Casualty	9,736	13,074	(3,338)	134.29%
<b>Total Other Physical Environment</b>	<b>9,736</b>	<b>13,074</b>	<b>(3,338)</b>	<b>134.29%</b>
<b><u>Reserves</u></b>				
Reserve - Undesignated	230	-	230	0.00%
<b>Total Reserves</b>	<b>230</b>	<b>-</b>	<b>230</b>	<b>0.00%</b>
<b>TOTAL EXPENDITURES &amp; RESERVES</b>	<b>93,210</b>	<b>16,100</b>	<b>77,110</b>	<b>17.27%</b>
Excess (deficiency) of revenues				
Over (under) expenditures	-	(16,100)	(16,100)	0.00%
<b>FUND BALANCE, BEGINNING (OCT 1, 2023)</b>		<b>36,989</b>		
<b>FUND BALANCE, ENDING</b>		<b>\$ 20,889</b>		



**CORKSCREW FARMS COMMUNITY DEVELOPMENT DISTRICT**  
**Statement of Revenues, Expenditures and Changes in Fund Balances**  
For the Period Ending October 31, 2023  
Series 2016 Debt Service Fund (200)  
*(In Whole Numbers)*

<u>ACCOUNT DESCRIPTION</u>	<u>ANNUAL ADOPTED BUDGET</u>	<u>YEAR TO DATE ACTUAL</u>	<u>VARIANCE (\$) FAV(UNFAV)</u>	<u>YTD ACTUAL AS A % OF ADOPTED BUD</u>
<b><u>REVENUES</u></b>				
Special Assmnts- Tax Collector	\$ 734,563	\$ -	\$ (734,563)	0.00%
<b>TOTAL REVENUES</b>	<b>734,563</b>	<b>-</b>	<b>(734,563)</b>	<b>0.00%</b>
<b><u>EXPENDITURES</u></b>				
<b><u>Debt Service</u></b>				
Principal Debt Retirement	240,000	-	240,000	0.00%
Interest Expense	494,563	-	494,563	0.00%
<b>Total Debt Service</b>	<b>734,563</b>	<b>-</b>	<b>734,563</b>	<b>0.00%</b>
<b>TOTAL EXPENDITURES</b>	<b>734,563</b>	<b>-</b>	<b>734,563</b>	<b>0.00%</b>
Excess (deficiency) of revenues				
Over (under) expenditures	-	-	-	0.00%
<b>FUND BALANCE, BEGINNING (OCT 1, 2023)</b>		<b>1,159,331</b>		
<b>FUND BALANCE, ENDING</b>		<b>\$ 1,159,331</b>		

**CORKSCREW FARMS COMMUNITY DEVELOPMENT DISTRICT**  
**Statement of Revenues, Expenditures and Changes in Fund Balances**  
For the Period Ending October 31, 2023  
Series 2017 Debt Service Fund (201)  
*(In Whole Numbers)*

ACCOUNT DESCRIPTION	ANNUAL ADOPTED BUDGET	YEAR TO DATE ACTUAL	VARIANCE (\$) FAV(UNFAV)	YTD ACTUAL AS A % OF ADOPTED BUD
<b><u>REVENUES</u></b>				
Special Assmnts- Tax Collector	\$ 919,544	\$ -	\$ (919,544)	0.00%
<b>TOTAL REVENUES</b>	<b>919,544</b>	<b>-</b>	<b>(919,544)</b>	<b>0.00%</b>
<b><u>EXPENDITURES</u></b>				
<b><u>Debt Service</u></b>				
Principal Debt Retirement	250,000	-	250,000	0.00%
Interest Expense	669,544	-	669,544	0.00%
<b>Total Debt Service</b>	<b>919,544</b>	<b>-</b>	<b>919,544</b>	<b>0.00%</b>
<b>TOTAL EXPENDITURES</b>	<b>919,544</b>	<b>-</b>	<b>919,544</b>	<b>0.00%</b>
Excess (deficiency) of revenues				
Over (under) expenditures	-	-	-	0.00%
<b>FUND BALANCE, BEGINNING (OCT 1, 2023)</b>		<b>1,337,751</b>		
<b>FUND BALANCE, ENDING</b>		<b>\$ 1,337,751</b>		

**CORKSCREW FARMS COMMUNITY DEVELOPMENT DISTRICT**  
**Statement of Revenues, Expenditures and Changes in Fund Balances**  
For the Period Ending October 31, 2023  
Series 2017 Capital Projects Fund (301)  
*(In Whole Numbers)*

ACCOUNT DESCRIPTION	ANNUAL ADOPTED BUDGET	YEAR TO DATE ACTUAL	VARIANCE (\$) FAV(UNFAV)	YTD ACTUAL AS A % OF ADOPTED BUD
<b><u>REVENUES</u></b>				
<b>TOTAL REVENUES</b>	-	-	-	<b>0.00%</b>
<b><u>EXPENDITURES</u></b>				
<b>TOTAL EXPENDITURES</b>	-	-	-	<b>0.00%</b>
Excess (deficiency) of revenues				
Over (under) expenditures	-	-	-	0.00%
<b>FUND BALANCE, BEGINNING (OCT 1, 2023)</b>		<b>3</b>		
<b>FUND BALANCE, ENDING</b>		<b><u>\$ 3</u></b>		

**CORKSCREW FARMS COMMUNITY DEVELOPMENT DISTRICT**  
**Statement of Revenues, Expenditures and Changes in Fund Balances**  
For the Period Ending October 31, 2023  
General Fixed Assets Fund (900)  
*(In Whole Numbers)*

ACCOUNT DESCRIPTION	ANNUAL ADOPTED BUDGET	YEAR TO DATE ACTUAL	VARIANCE (\$) FAV(UNFAV)	YTD ACTUAL AS A % OF ADOPTED BUD
<b><u>REVENUES</u></b>				
<b>TOTAL REVENUES</b>	-	-	-	<b>0.00%</b>
<b><u>EXPENDITURES</u></b>				
<b>TOTAL EXPENDITURES</b>	-	-	-	<b>0.00%</b>
Excess (deficiency) of revenues				
Over (under) expenditures	-	-	-	0.00%
<b>FUND BALANCE, BEGINNING (OCT 1, 2023)</b>		<b>41,958,312</b>		
<b>FUND BALANCE, ENDING</b>		<b><u>\$ 41,958,312</u></b>		

**CORKSCREW FARMS COMMUNITY DEVELOPMENT DISTRICT**  
**Statement of Revenues, Expenditures and Changes in Fund Balances**  
For the Period Ending October 31, 2023  
General Long-Term Debt Fund (950)  
*(In Whole Numbers)*

ACCOUNT DESCRIPTION	ANNUAL ADOPTED BUDGET	YEAR TO DATE ACTUAL	VARIANCE (\$) FAV(UNFAV)	YTD ACTUAL AS A % OF ADOPTED BUD
<b><u>REVENUES</u></b>				
<b>TOTAL REVENUES</b>	-	-	-	<b>0.00%</b>
<b><u>EXPENDITURES</u></b>				
<b>TOTAL EXPENDITURES</b>	-	-	-	<b>0.00%</b>
Excess (deficiency) of revenues				
Over (under) expenditures	-	-	-	0.00%
<b>FUND BALANCE, BEGINNING (OCT 1, 2023)</b>		(1)		
<b>FUND BALANCE, ENDING</b>		<u><u>\$ (1)</u></u>		

CORKSCREW FARMS CDD

Bank Reconciliation

Bank Account No.	5580	Busey - GF Operating
Statement No.	10-23	
Statement Date	10/31/2023	

G/L Balance (LCY)	34,144.89	Statement Balance	34,144.89
G/L Balance	34,144.89	Outstanding Deposits	0.00
Positive Adjustments	0.00		
		Subtotal	34,144.89
Subtotal	34,144.89	Outstanding Checks	0.00
Negative Adjustments	0.00	Differences	0.00
Ending G/L Balance	34,144.89	Ending Balance	34,144.89
Difference	0.00		

Posting Date	Document Type	Document No.	Description		Amount	Cleared Amount	Difference
Checks							
10/5/2023	Payment	1159	BARRACO AND ASSOCIATES		2,195.00	2,195.00	0.00
10/5/2023	Payment	1160	COLEMAN, YOVANOVICH		1,225.00	1,225.00	0.00
10/5/2023	Payment	1161	EGIS INSURANCE		15,925.00	15,925.00	0.00
10/5/2023	Payment	1162	INFRAMARK LLC		6,268.31	6,268.31	0.00
Total Checks					25,613.31	25,613.31	0.00
Deposits							
10/11/2023		JE000155	Tax Revenue/ Debt Service	G/L	4,033.10	4,033.10	0.00
10/30/2023		JE000156	Tax Revenue/ Debt Service	G/L	413.85	413.85	0.00
Total Deposits					4,446.95	4,446.95	0.00

# **Corkscrew Farms Community Development District**

Financial Statements  
(Unaudited)

Period Ending  
November 30, 2023

Prepared by:



2005 Pan Am Circle ~ Suite 300 ~ Tampa, Florida 33607  
Phone (813) 873-7300 ~ Fax (813) 873-7070

# CORKSCREW FARMS COMMUNITY DEVELOPMENT DISTRICT

## Balance Sheet

As of November 30, 2023

*(In Whole Numbers)*

ACCOUNT DESCRIPTION	GENERAL FUND	SERIES 2016 DEBT SERVICE FUND	SERIES 2017 DEBT SERVICE FUND	SERIES 2017 CAPITAL PROJECTS FUND	GENERAL FIXED ASSETS FUND	GENERAL LONG-TERM DEBT FUND	TOTAL
<b>ASSETS</b>							
Cash - Operating Account	\$ 278,768	\$ -	\$ -	\$ -	\$ -	\$ -	\$ 278,768
Due From Other Funds	-	105,504	131,101	3	-	-	236,608
Investments:							
Interest Account	-	-	1	-	-	-	1
Prepayment Account	-	93	33	-	-	-	126
Reserve Fund	-	561,203	698,065	-	-	-	1,259,268
Revenue Fund	-	111,839	62,092	-	-	-	173,931
Fixed Assets							
Construction Work In Process	-	-	-	-	41,958,312	-	41,958,312
Amount Avail In Debt Services	-	-	-	-	-	4,067,671	4,067,671
Amount To Be Provided	-	-	-	-	-	19,722,272	19,722,272
<b>TOTAL ASSETS</b>	<b>\$ 278,768</b>	<b>\$ 778,639</b>	<b>\$ 891,292</b>	<b>\$ 3</b>	<b>\$ 41,958,312</b>	<b>\$ 23,789,943</b>	<b>\$ 67,696,957</b>

## **LIABILITIES**

Accounts Payable	\$ 1,325	\$ -	\$ -	\$ -	\$ -	\$ -	\$ 1,325
Accrued Expenses	6,800	-	-	-	-	-	6,800
Due to Other	1,470	-	-	-	-	-	1,470
Bonds Payable	-	-	-	-	-	23,789,944	23,789,944
Due To Other Funds	236,608	-	-	-	-	-	236,608
<b>TOTAL LIABILITIES</b>	<b>246,203</b>	<b>-</b>	<b>-</b>	<b>-</b>	<b>-</b>	<b>23,789,944</b>	<b>24,036,147</b>



# CORKSCREW FARMS COMMUNITY DEVELOPMENT DISTRICT

## Balance Sheet

As of November 30, 2023

(In Whole Numbers)

ACCOUNT DESCRIPTION	GENERAL FUND	SERIES 2016 DEBT SERVICE FUND	SERIES 2017 DEBT SERVICE FUND	SERIES 2017		GENERAL FIXED ASSETS FUND	GENERAL LONG-TERM DEBT FUND	TOTAL
				CAPITAL PROJECTS FUND				
<b>FUND BALANCES</b>								
Restricted for:								
Debt Service	-	778,639	891,292	-	-	-	-	1,669,931
Capital Projects	-	-	-	3	-	-	-	3
Unassigned:	32,565	-	-	-	41,958,312		(1)	41,990,876
<b>TOTAL FUND BALANCES</b>	<b>32,565</b>	<b>778,639</b>	<b>891,292</b>	<b>3</b>	<b>41,958,312</b>		<b>(1)</b>	<b>43,660,810</b>
<b>TOTAL LIABILITIES &amp; FUND BALANCES</b>	<b>\$ 278,768</b>	<b>\$ 778,639</b>	<b>\$ 891,292</b>	<b>\$ 3</b>	<b>\$ 41,958,312</b>	<b>\$ 23,789,943</b>	<b>\$</b>	<b>\$ 67,696,957</b>

**CORKSCREW FARMS COMMUNITY DEVELOPMENT DISTRICT**  
**Statement of Revenues, Expenditures and Changes in Fund Balances**  
For the Period Ending November 30, 2023  
General Fund (001)  
*(In Whole Numbers)*

ACCOUNT DESCRIPTION	ANNUAL ADOPTED BUDGET	YEAR TO DATE ACTUAL	VARIANCE (\$) FAV(UNFAV)	YTD ACTUAL AS A % OF ADOPTED BUD
<b><u>REVENUES</u></b>				
Special Assmnts- Tax Collector	\$ 93,210	\$ 13,001	\$ (80,209)	13.95%
<b>TOTAL REVENUES</b>	<b>93,210</b>	<b>13,001</b>	<b>(80,209)</b>	<b>13.95%</b>
<b><u>EXPENDITURES</u></b>				
<b><u>Administration</u></b>				
ProfServ-Trustee Fees	10,700	-	10,700	0.00%
Disclosure Report	4,200	-	4,200	0.00%
District Counsel	9,500	-	9,500	0.00%
District Engineer	9,000	-	9,000	0.00%
District Manager	34,000	-	34,000	0.00%
Auditing Services	6,800	-	6,800	0.00%
Website Compliance	1,500	-	1,500	0.00%
Postage, Phone, Faxes, Copies	150	-	150	0.00%
Public Officials Insurance	3,168	2,851	317	89.99%
Legal Advertising	1,000	1,325	(325)	132.50%
Bank Fees	100	-	100	0.00%
Website Administration	1,500	-	1,500	0.00%
Office Supplies	126	-	126	0.00%
Dues, Licenses, Subscriptions	1,500	175	1,325	11.67%
<b>Total Administration</b>	<b>83,244</b>	<b>4,351</b>	<b>78,893</b>	<b>5.23%</b>
<b><u>Other Physical Environment</u></b>				
Insurance -Property & Casualty	9,736	13,074	(3,338)	134.29%
<b>Total Other Physical Environment</b>	<b>9,736</b>	<b>13,074</b>	<b>(3,338)</b>	<b>134.29%</b>
<b><u>Reserves</u></b>				
Reserve - Undesignated	230	-	230	0.00%
<b>Total Reserves</b>	<b>230</b>	<b>-</b>	<b>230</b>	<b>0.00%</b>
<b>TOTAL EXPENDITURES &amp; RESERVES</b>	<b>93,210</b>	<b>17,425</b>	<b>75,785</b>	<b>18.69%</b>
Excess (deficiency) of revenues				
Over (under) expenditures	-	(4,424)	(4,424)	0.00%
<b>FUND BALANCE, BEGINNING (OCT 1, 2023)</b>		<b>36,989</b>		
<b>FUND BALANCE, ENDING</b>		<b>\$ 32,565</b>		

**ERROR MESSAGE! - THIS REPORT CONTAINS A FORMULA ERROR****Statement of Revenues, Expenditures and Changes in Fund Balances**

For the Period Ending November 30, 2023

Series 2016 Debt Service Fund (200)

*(In Whole Numbers)*

ACCOUNT DESCRIPTION	ANNUAL ADOPTED BUDGET	YEAR TO DATE ACTUAL	VARIANCE (\$) FAV(UNFAV)	YTD ACTUAL AS A % OF ADOPTED BUD
<b>REVENUES</b>				
Interest - Investments	\$ -	\$ 10,107	\$ 10,107	0.00%
Special Assmnts- Tax Collector	734,563	103,359	(631,204)	14.07%
<b>TOTAL REVENUES</b>	<b>734,563</b>	<b>113,466</b>	<b>(621,097)</b>	<b>15.45%</b>
<b>EXPENDITURES</b>				
<b>Debt Service</b>				
Principal Debt Retirement	240,000	245,000	(5,000)	102.08%
Interest Expense	494,563	247,281	247,282	50.00%
<b>Total Debt Service</b>	<b>734,563</b>	<b>492,281</b>	<b>242,282</b>	<b>67.02%</b>
<b>TOTAL EXPENDITURES</b>	<b>734,563</b>	<b>492,281</b>	<b>242,282</b>	<b>67.02%</b>
Excess (deficiency) of revenues				
Over (under) expenditures	-	(378,815)	(378,815)	0.00%
<b>FUND BALANCE, BEGINNING (OCT 1, 2023)</b>		<b>1,157,454</b>		
<b>FUND BALANCE, ENDING</b>		<b>\$ 778,639</b>		

**ERROR MESSAGE! - THIS REPORT CONTAINS A FORMULA ERROR****Statement of Revenues, Expenditures and Changes in Fund Balances**

For the Period Ending November 30, 2023

Series 2017 Debt Service Fund (201)

*(In Whole Numbers)*

ACCOUNT DESCRIPTION	ANNUAL ADOPTED BUDGET	YEAR TO DATE ACTUAL	VARIANCE (\$) FAV(UNFAV)	YTD ACTUAL AS A % OF ADOPTED BUD
<b>REVENUES</b>				
Interest - Investments	\$ -	\$ 11,707	\$ 11,707	0.00%
Special Assmnts- Tax Collector	919,544	128,438	(791,106)	13.97%
<b>TOTAL REVENUES</b>	<b>919,544</b>	<b>140,145</b>	<b>(779,399)</b>	<b>15.24%</b>
<b>EXPENDITURES</b>				
<b>Debt Service</b>				
Principal Debt Retirement	250,000	245,000	5,000	98.00%
Interest Expense	669,544	339,272	330,272	50.67%
<b>Total Debt Service</b>	<b>919,544</b>	<b>584,272</b>	<b>335,272</b>	<b>63.54%</b>
<b>TOTAL EXPENDITURES</b>	<b>919,544</b>	<b>584,272</b>	<b>335,272</b>	<b>63.54%</b>
Excess (deficiency) of revenues				
Over (under) expenditures	-	(444,127)	(444,127)	0.00%
<b>FUND BALANCE, BEGINNING (OCT 1, 2023)</b>		<b>1,335,419</b>		
<b>FUND BALANCE, ENDING</b>		<b>\$ 891,292</b>		

**CORKSCREW FARMS COMMUNITY DEVELOPMENT DISTRICT**  
**Statement of Revenues, Expenditures and Changes in Fund Balances**  
For the Period Ending November 30, 2023  
Series 2017 Capital Projects Fund (301)  
*(In Whole Numbers)*

ACCOUNT DESCRIPTION	ANNUAL ADOPTED BUDGET	YEAR TO DATE ACTUAL	VARIANCE (\$) FAV(UNFAV)	YTD ACTUAL AS A % OF ADOPTED BUD
<b><u>REVENUES</u></b>				
<b>TOTAL REVENUES</b>	-	-	-	<b>0.00%</b>
<b><u>EXPENDITURES</u></b>				
<b>TOTAL EXPENDITURES</b>	-	-	-	<b>0.00%</b>
Excess (deficiency) of revenues				
Over (under) expenditures	-	-	-	0.00%
<b>FUND BALANCE, BEGINNING (OCT 1, 2023)</b>		<b>3</b>		
<b>FUND BALANCE, ENDING</b>		<b><u>\$ 3</u></b>		

**CORKSCREW FARMS COMMUNITY DEVELOPMENT DISTRICT**  
**Statement of Revenues, Expenditures and Changes in Fund Balances**  
For the Period Ending November 30, 2023  
General Fixed Assets Fund (900)  
*(In Whole Numbers)*

ACCOUNT DESCRIPTION	ANNUAL ADOPTED BUDGET	YEAR TO DATE ACTUAL	VARIANCE (\$) FAV(UNFAV)	YTD ACTUAL AS A % OF ADOPTED BUD
<b><u>REVENUES</u></b>				
<b>TOTAL REVENUES</b>	-	-	-	<b>0.00%</b>
<b><u>EXPENDITURES</u></b>				
<b>TOTAL EXPENDITURES</b>	-	-	-	<b>0.00%</b>
Excess (deficiency) of revenues				
Over (under) expenditures	-	-	-	0.00%
<b>FUND BALANCE, BEGINNING (OCT 1, 2023)</b>		<b>41,958,312</b>		
<b>FUND BALANCE, ENDING</b>		<b><u>\$ 41,958,312</u></b>		

**CORKSCREW FARMS COMMUNITY DEVELOPMENT DISTRICT**  
**Statement of Revenues, Expenditures and Changes in Fund Balances**  
For the Period Ending November 30, 2023  
General Long-Term Debt Fund (950)  
*(In Whole Numbers)*

ACCOUNT DESCRIPTION	ANNUAL ADOPTED BUDGET	YEAR TO DATE ACTUAL	VARIANCE (\$) FAV(UNFAV)	YTD ACTUAL AS A % OF ADOPTED BUD
<b><u>REVENUES</u></b>				
<b>TOTAL REVENUES</b>	-	-	-	<b>0.00%</b>
<b><u>EXPENDITURES</u></b>				
<b>TOTAL EXPENDITURES</b>	-	-	-	<b>0.00%</b>
Excess (deficiency) of revenues				
Over (under) expenditures	-	-	-	0.00%
<b>FUND BALANCE, BEGINNING (OCT 1, 2023)</b>		(1)		
<b>FUND BALANCE, ENDING</b>		<u><u>\$ (1)</u></u>		

CORKSCREW FARMS CDD

Bank Reconciliation

Bank Account No. 5580 Busey - GF Operating  
Statement No. 11-23  
Statement Date 11/30/2023

G/L Balance (LCY)	278,767.94	Statement Balance	278,767.94
G/L Balance	278,767.94	Outstanding Deposits	0.00
Positive Adjustments	0.00		
		Subtotal	278,767.94
Subtotal	278,767.94	Outstanding Checks	0.00
Negative Adjustments	0.00	Differences	0.00
Ending G/L Balance	278,767.94	Ending Balance	278,767.94
Difference	0.00		

Posting Date	Document Type	Document No.	Description		Amount	Cleared Amount	Difference
Checks							
11/3/2023	Payment	1163	FLORIDA DEPT OF ECONOMIC		175.00	175.00	0.00
Total Checks					175.00	175.00	0.00
Deposits							
11/15/2023		JE000157	Debt Service/ Tax Revenue	G/L	10,628.75	10,628.75	0.00
11/29/2023		JE000158	Debt Service/ Tax Revenue	G/L	234,169.30	234,169.30	0.00
Total Deposits					244,798.05	244,798.05	0.00



# **Corkscrew Farms Community Development District**

Financial Statements  
(Unaudited)

Period Ending  
December 31, 2023

Prepared by:



2005 Pan Am Circle ~ Suite 300 ~ Tampa, Florida 33607  
Phone (813) 873-7300 ~ Fax (813) 873-7070

# CORKSCREW FARMS COMMUNITY DEVELOPMENT DISTRICT

## Balance Sheet

As of December 31, 2023

*(In Whole Numbers)*

ACCOUNT DESCRIPTION	GENERAL FUND	SERIES 2016 DEBT SERVICE FUND	SERIES 2017 DEBT SERVICE FUND	SERIES 2017 CAPITAL PROJECTS FUND	GENERAL FIXED ASSETS FUND	GENERAL LONG-TERM DEBT FUND	TOTAL
<b>ASSETS</b>							
Cash - Operating Account	\$ 1,694,298	\$ -	\$ -	\$ -	\$ -	\$ -	\$ 1,694,298
Cash in Transit	-	701,024	871,124	-	-	-	1,572,148
Due From Other Funds	-	703,169	873,786	3	-	-	1,576,958
Investments:							
Interest Account	-	-	1	-	-	-	1
Prepayment Account	-	8,576	10,603	-	-	-	19,179
Reserve Fund	-	554,334	689,503	-	-	-	1,243,837
Revenue Fund	-	112,296	62,346	-	-	-	174,642
Fixed Assets							
Construction Work In Process	-	-	-	-	41,958,312	-	41,958,312
Amount Avail In Debt Services	-	-	-	-	-	4,067,671	4,067,671
Amount To Be Provided	-	-	-	-	-	19,722,272	19,722,272
<b>TOTAL ASSETS</b>	<b>\$ 1,694,298</b>	<b>\$ 2,079,399</b>	<b>\$ 2,507,363</b>	<b>\$ 3</b>	<b>\$ 41,958,312</b>	<b>\$ 23,789,943</b>	<b>\$ 72,029,318</b>

## **LIABILITIES**

Accounts Payable	\$ 19,384	\$ 701,024	\$ 871,124	\$ -	\$ -	\$ -	\$ 1,591,532
Accrued Expenses	6,800	-	-	-	-	-	6,800
Due to Other	1,470	-	-	-	-	-	1,470
Bonds Payable	-	-	-	-	-	23,789,944	23,789,944
Due To Other Funds	1,576,958	-	-	-	-	-	1,576,958
<b>TOTAL LIABILITIES</b>	<b>1,604,612</b>	<b>701,024</b>	<b>871,124</b>	<b>-</b>	<b>-</b>	<b>23,789,944</b>	<b>26,966,704</b>

**CORKSCREW FARMS COMMUNITY DEVELOPMENT DISTRICT****Balance Sheet**

As of December 31, 2023

*(In Whole Numbers)*

ACCOUNT DESCRIPTION	GENERAL FUND	SERIES 2016 DEBT SERVICE FUND	SERIES 2017 DEBT SERVICE FUND	SERIES 2017		GENERAL FIXED ASSETS FUND	GENERAL LONG-TERM DEBT FUND	TOTAL
				CAPITAL PROJECTS FUND				
<b><u>FUND BALANCES</u></b>								
Restricted for:								
Debt Service	-	1,378,375	1,636,239	-	-	-	-	3,014,614
Capital Projects	-	-	-	3	-	-	-	3
Unassigned:	89,686	-	-	-	41,958,312		(1)	42,047,997
<b>TOTAL FUND BALANCES</b>	<b>89,686</b>	<b>1,378,375</b>	<b>1,636,239</b>	<b>3</b>	<b>41,958,312</b>		<b>(1)</b>	<b>45,062,614</b>
<b>TOTAL LIABILITIES &amp; FUND BALANCES</b>	<b>\$ 1,694,298</b>	<b>\$ 2,079,399</b>	<b>\$ 2,507,363</b>	<b>\$ 3</b>	<b>\$ 41,958,312</b>	<b>\$ 23,789,943</b>	<b>\$</b>	<b>\$ 72,029,318</b>

**CORKSCREW FARMS COMMUNITY DEVELOPMENT DISTRICT**  
**Statement of Revenues, Expenditures and Changes in Fund Balances**  
For the Period Ending December 31, 2023  
General Fund (001)  
*(In Whole Numbers)*

ACCOUNT DESCRIPTION	ANNUAL ADOPTED BUDGET	YEAR TO DATE ACTUAL	VARIANCE (\$) FAV(UNFAV)	YTD ACTUAL AS A % OF ADOPTED BUD
<b><u>REVENUES</u></b>				
Special Assmnts- Tax Collector	\$ 93,210	\$ 88,181	\$ (5,029)	94.60%
<b>TOTAL REVENUES</b>	<b>93,210</b>	<b>88,181</b>	<b>(5,029)</b>	<b>94.60%</b>
<b><u>EXPENDITURES</u></b>				
<b><u>Administration</u></b>				
ProfServ-Trustee Fees	10,700	5,041	5,659	47.11%
Disclosure Report	4,200	525	3,675	12.50%
District Counsel	9,500	193	9,307	2.03%
District Engineer	9,000	263	8,737	2.92%
District Manager	34,000	8,500	25,500	25.00%
Auditing Services	6,800	-	6,800	0.00%
Website Compliance	1,500	1,500	-	100.00%
Postage, Phone, Faxes, Copies	150	8	142	5.33%
Public Officials Insurance	3,168	2,851	317	89.99%
Legal Advertising	1,000	1,683	(683)	168.30%
Bank Fees	100	-	100	0.00%
Website Administration	1,500	399	1,101	26.60%
Office Supplies	126	-	126	0.00%
Dues, Licenses, Subscriptions	1,500	175	1,325	11.67%
<b>Total Administration</b>	<b>83,244</b>	<b>21,138</b>	<b>62,106</b>	<b>25.39%</b>
<b><u>Other Physical Environment</u></b>				
Insurance -Property & Casualty	9,736	13,074	(3,338)	134.29%
<b>Total Other Physical Environment</b>	<b>9,736</b>	<b>13,074</b>	<b>(3,338)</b>	<b>134.29%</b>
<b><u>Reserves</u></b>				
Reserve - Undesignated	230	-	230	0.00%
<b>Total Reserves</b>	<b>230</b>	<b>-</b>	<b>230</b>	<b>0.00%</b>
<b>TOTAL EXPENDITURES &amp; RESERVES</b>	<b>93,210</b>	<b>34,212</b>	<b>58,998</b>	<b>36.70%</b>
Excess (deficiency) of revenues				
Over (under) expenditures	-	53,969	53,969	0.00%
<b>FUND BALANCE, BEGINNING (OCT 1, 2023)</b>		<b>35,717</b>		
<b>FUND BALANCE, ENDING</b>		<b>\$ 89,686</b>		

**CORKSCREW FARMS COMMUNITY DEVELOPMENT DISTRICT**  
**Statement of Revenues, Expenditures and Changes in Fund Balances**  
For the Period Ending December 31, 2023  
Series 2016 Debt Service Fund (200)  
*(In Whole Numbers)*

ACCOUNT DESCRIPTION	ANNUAL ADOPTED BUDGET	YEAR TO DATE ACTUAL	VARIANCE (\$) FAV(UNFAV)	YTD ACTUAL AS A % OF ADOPTED BUD
<b><u>REVENUES</u></b>				
Interest - Investments	\$ -	\$ 10,301	\$ 10,301	0.00%
Special Assmnts- Tax Collector	734,563	701,024	(33,539)	95.43%
<b>TOTAL REVENUES</b>	<b>734,563</b>	<b>711,325</b>	<b>(23,238)</b>	<b>96.84%</b>
<b><u>EXPENDITURES</u></b>				
<b><u>Debt Service</u></b>				
Principal Debt Retirement	240,000	245,000	(5,000)	102.08%
Interest Expense	494,563	247,281	247,282	50.00%
<b>Total Debt Service</b>	<b>734,563</b>	<b>492,281</b>	<b>242,282</b>	<b>67.02%</b>
<b>TOTAL EXPENDITURES</b>	<b>734,563</b>	<b>492,281</b>	<b>242,282</b>	<b>67.02%</b>
Excess (deficiency) of revenues				
Over (under) expenditures	-	219,044	219,044	0.00%
<b>FUND BALANCE, BEGINNING (OCT 1, 2023)</b>		<b>1,159,331</b>		
<b>FUND BALANCE, ENDING</b>		<b>\$ 1,378,375</b>		

**CORKSCREW FARMS COMMUNITY DEVELOPMENT DISTRICT**  
**Statement of Revenues, Expenditures and Changes in Fund Balances**  
For the Period Ending December 31, 2023  
Series 2017 Debt Service Fund (201)  
*(In Whole Numbers)*

ACCOUNT DESCRIPTION	ANNUAL ADOPTED BUDGET	YEAR TO DATE ACTUAL	VARIANCE (\$) FAV(UNFAV)	YTD ACTUAL AS A % OF ADOPTED BUD
<b><u>REVENUES</u></b>				
Interest - Investments	\$ -	\$ 11,635	\$ 11,635	0.00%
Special Assmnts- Tax Collector	919,544	871,124	(48,420)	94.73%
<b>TOTAL REVENUES</b>	<b>919,544</b>	<b>882,759</b>	<b>(36,785)</b>	<b>96.00%</b>
<b><u>EXPENDITURES</u></b>				
<b><u>Debt Service</u></b>				
Principal Debt Retirement	250,000	245,000	5,000	98.00%
Interest Expense	669,544	339,272	330,272	50.67%
<b>Total Debt Service</b>	<b>919,544</b>	<b>584,272</b>	<b>335,272</b>	<b>63.54%</b>
<b>TOTAL EXPENDITURES</b>	<b>919,544</b>	<b>584,272</b>	<b>335,272</b>	<b>63.54%</b>
Excess (deficiency) of revenues				
Over (under) expenditures	-	298,487	298,487	0.00%
<b>FUND BALANCE, BEGINNING (OCT 1, 2023)</b>		<b>1,337,752</b>		
<b>FUND BALANCE, ENDING</b>		<b>\$ 1,636,239</b>		

**CORKSCREW FARMS COMMUNITY DEVELOPMENT DISTRICT**  
**Statement of Revenues, Expenditures and Changes in Fund Balances**  
For the Period Ending December 31, 2023  
Series 2017 Capital Projects Fund (301)  
*(In Whole Numbers)*

<u>ACCOUNT DESCRIPTION</u>	<u>ANNUAL ADOPTED BUDGET</u>	<u>YEAR TO DATE ACTUAL</u>	<u>VARIANCE (\$) FAV(UNFAV)</u>	<u>YTD ACTUAL AS A % OF ADOPTED BUD</u>
<b><u>REVENUES</u></b>				
<b>TOTAL REVENUES</b>	-	-	-	<b>0.00%</b>
<b><u>EXPENDITURES</u></b>				
<b>TOTAL EXPENDITURES</b>	-	-	-	<b>0.00%</b>
Excess (deficiency) of revenues				
Over (under) expenditures	-	-	-	0.00%
<b>FUND BALANCE, BEGINNING (OCT 1, 2023)</b>		<b>3</b>		
<b>FUND BALANCE, ENDING</b>		<b><u>\$ 3</u></b>		

**CORKSCREW FARMS COMMUNITY DEVELOPMENT DISTRICT**  
**Statement of Revenues, Expenditures and Changes in Fund Balances**  
For the Period Ending December 31, 2023  
General Fixed Assets Fund (900)  
*(In Whole Numbers)*

ACCOUNT DESCRIPTION	ANNUAL ADOPTED BUDGET	YEAR TO DATE ACTUAL	VARIANCE (\$) FAV(UNFAV)	YTD ACTUAL AS A % OF ADOPTED BUD
<b><u>REVENUES</u></b>				
<b>TOTAL REVENUES</b>	-	-	-	<b>0.00%</b>
<b><u>EXPENDITURES</u></b>				
<b>TOTAL EXPENDITURES</b>	-	-	-	<b>0.00%</b>
Excess (deficiency) of revenues				
Over (under) expenditures	-	-	-	0.00%
<b>FUND BALANCE, BEGINNING (OCT 1, 2023)</b>		<b>41,958,312</b>		
<b>FUND BALANCE, ENDING</b>		<b><u>\$ 41,958,312</u></b>		



**CORKSCREW FARMS COMMUNITY DEVELOPMENT DISTRICT**  
**Statement of Revenues, Expenditures and Changes in Fund Balances**  
For the Period Ending December 31, 2023  
General Long-Term Debt Fund (950)  
*(In Whole Numbers)*

ACCOUNT DESCRIPTION	ANNUAL ADOPTED BUDGET	YEAR TO DATE ACTUAL	VARIANCE (\$) FAV(UNFAV)	YTD ACTUAL AS A % OF ADOPTED BUD
<b><u>REVENUES</u></b>				
<b>TOTAL REVENUES</b>	-	-	-	<b>0.00%</b>
<b><u>EXPENDITURES</u></b>				
<b>TOTAL EXPENDITURES</b>	-	-	-	<b>0.00%</b>
Excess (deficiency) of revenues				
Over (under) expenditures	-	-	-	0.00%
<b>FUND BALANCE, BEGINNING (OCT 1, 2023)</b>		(1)		
<b>FUND BALANCE, ENDING</b>		<u><u>\$ (1)</u></u>		

CORKSCREW FARMS CDD

Bank Reconciliation

Bank Account No. 5580 Busey - GF Operating  
Statement No. 12-23  
Statement Date 12/31/2023

G/L Balance (LCY)	1,694,298.40	Statement Balance	1,694,298.40
G/L Balance	1,694,298.40	Outstanding Deposits	0.00
Positive Adjustments	0.00		
		Subtotal	1,694,298.40
Subtotal	1,694,298.40	Outstanding Checks	0.00
Negative Adjustments	0.00	Differences	0.00
Ending G/L Balance	1,694,298.40	Ending Balance	1,694,298.40
Difference	0.00		

Posting Date	Document Type	Document No.	Description		Amount	Cleared Amount	Difference
Deposits							
12/13/2023		JE000213	Debt Service/ Tax Revenue	G/L	1,358,600.54	1,358,600.54	0.00
12/28/2023		JE000214	Debt Service/ Tax Revenue	G/L	56,929.92	56,929.92	0.00
Total Deposits					1,415,530.46	1,415,530.46	0.00

# **Corkscrew Farms Community Development District**

Financial Statements  
(Unaudited)

Period Ending  
January 31, 2024

Prepared by:



2005 Pan Am Circle ~ Suite 300 ~ Tampa, Florida 33607  
Phone (813) 873-7300 ~ Fax (813) 873-7070

# CORKSCREW FARMS COMMUNITY DEVELOPMENT DISTRICT

## Balance Sheet

As of January 31, 2024

(In Whole Numbers)

ACCOUNT DESCRIPTION	GENERAL FUND	SERIES 2016 DEBT SERVICE FUND	SERIES 2017 DEBT SERVICE FUND	SERIES 2017 CAPITAL PROJECTS FUND	GENERAL FIXED ASSETS FUND	GENERAL LONG-TERM DEBT FUND	TOTAL
<b>ASSETS</b>							
Cash - Operating Account	\$ 99,528	\$ -	\$ -	\$ -	\$ -	\$ -	\$ 99,528
Cash in Transit	-	-	35,497	-	-	-	35,497
Due From Other Funds	-	16,096	-	3	-	-	16,099
Investments:							
Interest Account	-	-	1	-	-	-	1
Prepayment Account	-	8,596	10,627	-	-	-	19,223
Reserve Fund	-	555,994	691,567	-	-	-	1,247,561
Revenue Fund	-	815,671	936,066	-	-	-	1,751,737
Fixed Assets							
Construction Work In Process	-	-	-	-	22,459,733	-	22,459,733
Amount Avail In Debt Services	-	-	-	-	-	4,067,671	4,067,671
Amount To Be Provided	-	-	-	-	-	19,722,272	19,722,272
<b>TOTAL ASSETS</b>	<b>\$ 99,528</b>	<b>\$ 1,396,357</b>	<b>\$ 1,673,758</b>	<b>\$ 3</b>	<b>\$ 22,459,733</b>	<b>\$ 23,789,943</b>	<b>\$ 49,419,322</b>

## LIABILITIES

Accounts Payable	\$ 3,204	\$ -	\$ -	\$ -	\$ -	\$ -	\$ 3,204
Accrued Expenses	6,800	-	-	-	-	-	6,800
Due to Other	1,470	-	-	-	-	-	1,470
Bonds Payable	-	-	-	-	-	23,789,944	23,789,944
Due To Other Funds	601	-	15,499	-	-	-	16,100
<b>TOTAL LIABILITIES</b>	<b>12,075</b>	<b>-</b>	<b>15,499</b>	<b>-</b>	<b>-</b>	<b>23,789,944</b>	<b>23,817,518</b>

# CORKSCREW FARMS COMMUNITY DEVELOPMENT DISTRICT

## Balance Sheet

As of January 31, 2024

(In Whole Numbers)

ACCOUNT DESCRIPTION	GENERAL FUND	SERIES 2016 DEBT SERVICE FUND	SERIES 2017 DEBT SERVICE FUND	SERIES 2017		GENERAL FIXED ASSETS FUND	GENERAL LONG-TERM DEBT FUND	TOTAL
				CAPITAL PROJECTS FUND				
<b><u>FUND BALANCES</u></b>								
Restricted for:								
Debt Service	-	1,396,357	1,658,259	-	-	-	-	3,054,616
Capital Projects	-	-	-	3	-	-	-	3
Unassigned:	87,453	-	-	-	22,459,733	(1)		22,547,185
<b>TOTAL FUND BALANCES</b>	<b>87,453</b>	<b>1,396,357</b>	<b>1,658,259</b>	<b>3</b>	<b>22,459,733</b>	<b>(1)</b>		<b>25,601,804</b>
<b>TOTAL LIABILITIES &amp; FUND BALANCES</b>	<b>\$ 99,528</b>	<b>\$ 1,396,357</b>	<b>\$ 1,673,758</b>	<b>\$ 3</b>	<b>\$ 22,459,733</b>	<b>\$ 23,789,943</b>	<b>\$</b>	<b>\$ 49,419,322</b>

**CORKSCREW FARMS COMMUNITY DEVELOPMENT DISTRICT**  
**Statement of Revenues, Expenditures and Changes in Fund Balances**  
For the Period Ending January 31, 2024  
General Fund (001)  
*(In Whole Numbers)*

ACCOUNT DESCRIPTION	ANNUAL ADOPTED BUDGET	YEAR TO DATE ACTUAL	VARIANCE (\$) FAV(UNFAV)	YTD ACTUAL AS A % OF ADOPTED BUD
<b><u>REVENUES</u></b>				
Special Assmnts- Tax Collector	\$ 93,210	\$ 90,172	\$ (3,038)	96.74%
<b>TOTAL REVENUES</b>	<b>93,210</b>	<b>90,172</b>	<b>(3,038)</b>	<b>96.74%</b>
<b><u>EXPENDITURES</u></b>				
<b><u>Administration</u></b>				
ProfServ-Trustee Fees	10,700	5,041	5,659	47.11%
Disclosure Report	4,200	700	3,500	16.67%
District Counsel	9,500	263	9,237	2.77%
District Engineer	9,000	263	8,737	2.92%
District Manager	34,000	11,333	22,667	33.33%
Auditing Services	6,800	-	6,800	0.00%
Website Compliance	1,500	1,500	-	100.00%
Postage, Phone, Faxes, Copies	150	8	142	5.33%
Public Officials Insurance	3,168	2,851	317	89.99%
Legal Advertising	1,000	1,378	(378)	137.80%
Bank Fees	100	-	100	0.00%
Website Administration	1,500	524	976	34.93%
Office Supplies	126	-	126	0.00%
Dues, Licenses, Subscriptions	1,500	1,500	-	100.00%
<b>Total Administration</b>	<b>83,244</b>	<b>25,361</b>	<b>57,883</b>	<b>30.47%</b>
<b><u>Other Physical Environment</u></b>				
Insurance -Property & Casualty	9,736	13,074	(3,338)	134.29%
<b>Total Other Physical Environment</b>	<b>9,736</b>	<b>13,074</b>	<b>(3,338)</b>	<b>134.29%</b>
<b><u>Reserves</u></b>				
Reserve - Undesignated	230	-	230	0.00%
<b>Total Reserves</b>	<b>230</b>	<b>-</b>	<b>230</b>	<b>0.00%</b>
<b>TOTAL EXPENDITURES &amp; RESERVES</b>	<b>93,210</b>	<b>38,435</b>	<b>54,775</b>	<b>41.23%</b>
Excess (deficiency) of revenues				
Over (under) expenditures	-	51,737	51,737	0.00%
<b>FUND BALANCE, BEGINNING (OCT 1, 2023)</b>		<b>35,716</b>		
<b>FUND BALANCE, ENDING</b>		<b>\$ 87,453</b>		

**CORKSCREW FARMS COMMUNITY DEVELOPMENT DISTRICT**  
**Statement of Revenues, Expenditures and Changes in Fund Balances**  
For the Period Ending January 31, 2024  
Series 2016 Debt Service Fund (200)  
*(In Whole Numbers)*

ACCOUNT DESCRIPTION	ANNUAL ADOPTED BUDGET	YEAR TO DATE ACTUAL	VARIANCE (\$) FAV(UNFAV)	YTD ACTUAL AS A % OF ADOPTED BUD
<b><u>REVENUES</u></b>				
Interest - Investments	\$ -	\$ 12,455	\$ 12,455	0.00%
Special Assmnts- Tax Collector	734,563	716,852	(17,711)	97.59%
<b>TOTAL REVENUES</b>	<b>734,563</b>	<b>729,307</b>	<b>(5,256)</b>	<b>99.28%</b>
<b><u>EXPENDITURES</u></b>				
<b><u>Debt Service</u></b>				
Principal Debt Retirement	240,000	245,000	(5,000)	102.08%
Interest Expense	494,563	247,281	247,282	50.00%
<b>Total Debt Service</b>	<b>734,563</b>	<b>492,281</b>	<b>242,282</b>	<b>67.02%</b>
<b>TOTAL EXPENDITURES</b>	<b>734,563</b>	<b>492,281</b>	<b>242,282</b>	<b>67.02%</b>
Excess (deficiency) of revenues				
Over (under) expenditures	-	237,026	237,026	0.00%
<b>FUND BALANCE, BEGINNING (OCT 1, 2023)</b>		<b>1,159,331</b>		
<b>FUND BALANCE, ENDING</b>		<b>\$ 1,396,357</b>		

**CORKSCREW FARMS COMMUNITY DEVELOPMENT DISTRICT**  
**Statement of Revenues, Expenditures and Changes in Fund Balances**  
For the Period Ending January 31, 2024  
Series 2017 Debt Service Fund (201)  
*(In Whole Numbers)*

ACCOUNT DESCRIPTION	ANNUAL ADOPTED BUDGET	YEAR TO DATE ACTUAL	VARIANCE (\$) FAV(UNFAV)	YTD ACTUAL AS A % OF ADOPTED BUD
<b><u>REVENUES</u></b>				
Interest - Investments	\$ -	\$ 13,987	\$ 13,987	0.00%
Special Assmnts- Tax Collector	919,544	890,792	(28,752)	96.87%
<b>TOTAL REVENUES</b>	<b>919,544</b>	<b>904,779</b>	<b>(14,765)</b>	<b>98.39%</b>
<b><u>EXPENDITURES</u></b>				
<b><u>Debt Service</u></b>				
Principal Debt Retirement	250,000	245,000	5,000	98.00%
Interest Expense	669,544	339,272	330,272	50.67%
<b>Total Debt Service</b>	<b>919,544</b>	<b>584,272</b>	<b>335,272</b>	<b>63.54%</b>
<b>TOTAL EXPENDITURES</b>	<b>919,544</b>	<b>584,272</b>	<b>335,272</b>	<b>63.54%</b>
Excess (deficiency) of revenues				
Over (under) expenditures	-	320,507	320,507	0.00%
<b>FUND BALANCE, BEGINNING (OCT 1, 2023)</b>		<b>1,337,752</b>		
<b>FUND BALANCE, ENDING</b>		<b>\$ 1,658,259</b>		



**CORKSCREW FARMS COMMUNITY DEVELOPMENT DISTRICT**  
**Statement of Revenues, Expenditures and Changes in Fund Balances**  
For the Period Ending January 31, 2024  
Series 2017 Capital Projects Fund (301)  
*(In Whole Numbers)*

ACCOUNT DESCRIPTION	ANNUAL ADOPTED BUDGET	YEAR TO DATE ACTUAL	VARIANCE (\$) FAV(UNFAV)	YTD ACTUAL AS A % OF ADOPTED BUD
<b><u>REVENUES</u></b>				
<b>TOTAL REVENUES</b>	-	-	-	<b>0.00%</b>
<b><u>EXPENDITURES</u></b>				
<b>TOTAL EXPENDITURES</b>	-	-	-	<b>0.00%</b>
Excess (deficiency) of revenues				
Over (under) expenditures	-	-	-	0.00%
<b>FUND BALANCE, BEGINNING (OCT 1, 2023)</b>		<b>3</b>		
<b>FUND BALANCE, ENDING</b>		<b><u>\$ 3</u></b>		

**CORKSCREW FARMS COMMUNITY DEVELOPMENT DISTRICT**  
**Statement of Revenues, Expenditures and Changes in Fund Balances**  
For the Period Ending January 31, 2024  
General Fixed Assets Fund (900)  
*(In Whole Numbers)*

ACCOUNT DESCRIPTION	ANNUAL ADOPTED BUDGET	YEAR TO DATE ACTUAL	VARIANCE (\$) FAV(UNFAV)	YTD ACTUAL AS A % OF ADOPTED BUD
<b><u>REVENUES</u></b>				
<b>TOTAL REVENUES</b>	-	-	-	<b>0.00%</b>
<b><u>EXPENDITURES</u></b>				
<b>TOTAL EXPENDITURES</b>	-	-	-	<b>0.00%</b>
Excess (deficiency) of revenues				
Over (under) expenditures	-	-	-	0.00%
<b>FUND BALANCE, BEGINNING (OCT 1, 2023)</b>		<b>22,459,733</b>		
<b>FUND BALANCE, ENDING</b>		<b><u>\$ 22,459,733</u></b>		

**CORKSCREW FARMS COMMUNITY DEVELOPMENT DISTRICT**  
**Statement of Revenues, Expenditures and Changes in Fund Balances**  
For the Period Ending January 31, 2024  
General Long-Term Debt Fund (950)  
*(In Whole Numbers)*

ACCOUNT DESCRIPTION	ANNUAL ADOPTED BUDGET	YEAR TO DATE ACTUAL	VARIANCE (\$) FAV(UNFAV)	YTD ACTUAL AS A % OF ADOPTED BUD
<b><u>REVENUES</u></b>				
<b>TOTAL REVENUES</b>	-	-	-	<b>0.00%</b>
<b><u>EXPENDITURES</u></b>				
<b>TOTAL EXPENDITURES</b>	-	-	-	<b>0.00%</b>
Excess (deficiency) of revenues				
Over (under) expenditures	-	-	-	0.00%
<b>FUND BALANCE, BEGINNING (OCT 1, 2023)</b>		(1)		
<b>FUND BALANCE, ENDING</b>		<u><u>\$ (1)</u></u>		

CORKSCREW FARMS CDD

Bank Reconciliation

Bank Account No.	5580	Busey - GF Operating
Statement No.	01-24	
Statement Date	1/31/2024	

G/L Balance (LCY)	99,528.05	Statement Balance	136,681.01
G/L Balance	99,528.05	Outstanding Deposits	0.00
Positive Adjustments	0.00		
		Subtotal	136,681.01
Subtotal	99,528.05	Outstanding Checks	37,152.96
Negative Adjustments	0.00	Differences	0.00
Ending G/L Balance	99,528.05	Ending Balance	99,528.05
Difference	0.00		

Posting Date	Document Type	Document No.	Description		Amount	Cleared Amount	Difference
Checks							
1/10/2024	Payment	1164	ADA SITE COMPLIANCE		1,500.00	1,500.00	0.00
1/10/2024	Payment	1165	BARRACO AND ASSOCIATES		262.50	262.50	0.00
1/10/2024	Payment	1166	COLEMAN, YOVANOVICH		192.50	192.50	0.00
1/10/2024	Payment	1168	CORKSCREW FARMS CDD		1,576,357.89	1,576,357.89	0.00
1/10/2024	Payment	1169	GANNETT FLORIDA LOCALIQ		358.41	358.41	0.00
1/10/2024	Payment	1170	INFRAMARK LLC		9,431.65	9,431.65	0.00
1/10/2024	Payment	1172	U.S. BANK		5,040.63	5,040.63	0.00
1/18/2024	Payment	1173	GANNETT FLORIDA LOCALIQ		636.68	636.68	0.00
1/18/2024	Payment	1174	LEE COUNTY PROPERTY APPRAISER		1,325.00	1,325.00	0.00
Total Checks					1,595,105.26	1,595,105.26	0.00
Deposits							
1/12/2024		JE000217	Debt Service/ Tax Revenue	G/L	37,487.87	37,487.87	0.00
Total Deposits					37,487.87	37,487.87	0.00
Outstanding Checks							
1/10/2024	Payment	1171	NEWS-PRESS MEDIA GROUP		636.68	0.00	636.68
1/24/2024	Payment	1175	CORKSCREW FARMS CDD		35,496.86	0.00	35,496.86
1/24/2024	Payment	1176	GANNETT FLORIDA LOCALIQ		1,019.42	0.00	1,019.42
Total Outstanding Checks.....					37,152.96		37,152.96

# **Corkscrew Farms Community Development District**

Financial Statements  
(Unaudited)

Period Ending  
February 29, 2024

Prepared by:



2005 Pan Am Circle ~ Suite 300 ~ Tampa, Florida 33607  
Phone (813) 873-7300 ~ Fax (813) 873-7070

# CORKSCREW FARMS COMMUNITY DEVELOPMENT DISTRICT

## Balance Sheet

As of February 29, 2024

(In Whole Numbers)

ACCOUNT DESCRIPTION	GENERAL FUND	SERIES 2016	SERIES 2017	SERIES 2017	GENERAL	GENERAL	TOTAL
		DEBT SERVICE FUND	DEBT SERVICE FUND	CAPITAL PROJECTS FUND	FIXED ASSETS FUND	LONG-TERM DEBT FUND	
<b>ASSETS</b>							
Cash - Operating Account	\$ 94,665	\$ -	\$ -	\$ -	\$ -	\$ -	\$ 94,665
Cash in Transit	-	11,911	14,802	-	-	-	26,713
Due From Other Funds	-	267	329	3	-	-	599
Investments:							
Prepayment Account	-	3,632	672	-	-	-	4,304
Reserve Fund	-	557,642	693,617	-	-	-	1,251,259
Revenue Fund	-	832,105	956,117	-	-	-	1,788,222
Fixed Assets							
Construction Work In Process	-	-	-	-	22,459,733	-	22,459,733
Amount Avail In Debt Services	-	-	-	-	-	4,067,671	4,067,671
Amount To Be Provided	-	-	-	-	-	19,722,272	19,722,272
<b>TOTAL ASSETS</b>	<b>\$ 94,665</b>	<b>\$ 1,405,557</b>	<b>\$ 1,665,537</b>	<b>\$ 3</b>	<b>\$ 22,459,733</b>	<b>\$ 23,789,943</b>	<b>\$ 49,415,438</b>

## LIABILITIES

Accounts Payable	\$ -	\$ -	\$ -	\$ -	\$ -	\$ -	-
Accrued Expenses	6,800	-	-	-	-	-	6,800
Due to Other	1,470	-	-	-	-	-	1,470
Bonds Payable	-	-	-	-	-	23,789,944	23,789,944
Due To Other Funds	600	-	-	-	-	-	600
<b>TOTAL LIABILITIES</b>	<b>8,870</b>	<b>-</b>	<b>-</b>	<b>-</b>	<b>-</b>	<b>23,789,944</b>	<b>23,798,814</b>

# CORKSCREW FARMS COMMUNITY DEVELOPMENT DISTRICT

## Balance Sheet

As of February 29, 2024

(In Whole Numbers)

ACCOUNT DESCRIPTION	GENERAL FUND	SERIES 2016 DEBT SERVICE FUND	SERIES 2017 DEBT SERVICE FUND	SERIES 2017		GENERAL FIXED ASSETS FUND	GENERAL LONG-TERM DEBT FUND	TOTAL
				CAPITAL PROJECTS FUND				
<b><u>FUND BALANCES</u></b>								
Restricted for:								
Debt Service	-	1,405,557	1,665,537	-	-	-	-	3,071,094
Capital Projects	-	-	-	3	-	-	-	3
Unassigned:	85,795	-	-	-	22,459,733	(1)		22,545,527
<b>TOTAL FUND BALANCES</b>	<b>85,795</b>	<b>1,405,557</b>	<b>1,665,537</b>	<b>3</b>	<b>22,459,733</b>	<b>(1)</b>		<b>25,616,624</b>
<b>TOTAL LIABILITIES &amp; FUND BALANCES</b>	<b>\$ 94,665</b>	<b>\$ 1,405,557</b>	<b>\$ 1,665,537</b>	<b>\$ 3</b>	<b>\$ 22,459,733</b>	<b>\$ 23,789,943</b>	<b>\$</b>	<b>\$ 49,415,438</b>

**CORKSCREW FARMS COMMUNITY DEVELOPMENT DISTRICT**  
**Statement of Revenues, Expenditures and Changes in Fund Balances**  
For the Period Ending February 29, 2024  
General Fund (001)  
*(In Whole Numbers)*

ACCOUNT DESCRIPTION	ANNUAL ADOPTED BUDGET	YEAR TO DATE ACTUAL	VARIANCE (\$) FAV(UNFAV)	YTD ACTUAL AS A % OF ADOPTED BUD
<b><u>REVENUES</u></b>				
Special Assmnts- Tax Collector	\$ 93,210	\$ 91,671	\$ (1,539)	98.35%
<b>TOTAL REVENUES</b>	<b>93,210</b>	<b>91,671</b>	<b>(1,539)</b>	<b>98.35%</b>
<b><u>EXPENDITURES</u></b>				
<b><u>Administration</u></b>				
ProfServ-Trustee Fees	10,700	5,041	5,659	47.11%
Disclosure Report	4,200	875	3,325	20.83%
District Counsel	9,500	263	9,237	2.77%
District Engineer	9,000	263	8,737	2.92%
District Manager	34,000	14,167	19,833	41.67%
Auditing Services	6,800	-	6,800	0.00%
Website Compliance	1,500	1,500	-	100.00%
Postage, Phone, Faxes, Copies	150	8	142	5.33%
Public Officials Insurance	3,168	2,851	317	89.99%
Legal Advertising	1,000	1,402	(402)	140.20%
Bank Fees	100	-	100	0.00%
Website Administration	1,500	649	851	43.27%
Office Supplies	126	-	126	0.00%
Dues, Licenses, Subscriptions	1,500	1,500	-	100.00%
<b>Total Administration</b>	<b>83,244</b>	<b>28,519</b>	<b>54,725</b>	<b>34.26%</b>
<b><u>Other Physical Environment</u></b>				
Insurance -Property & Casualty	9,736	13,074	(3,338)	134.29%
<b>Total Other Physical Environment</b>	<b>9,736</b>	<b>13,074</b>	<b>(3,338)</b>	<b>134.29%</b>
<b><u>Reserves</u></b>				
Reserve - Undesignated	230	-	230	0.00%
<b>Total Reserves</b>	<b>230</b>	<b>-</b>	<b>230</b>	<b>0.00%</b>
<b>TOTAL EXPENDITURES &amp; RESERVES</b>	<b>93,210</b>	<b>41,593</b>	<b>51,617</b>	<b>44.62%</b>
Excess (deficiency) of revenues				
Over (under) expenditures	-	50,078	50,078	0.00%
<b>FUND BALANCE, BEGINNING (OCT 1, 2023)</b>		<b>35,717</b>		
<b>FUND BALANCE, ENDING</b>		<b>\$ 85,795</b>		



**CORKSCREW FARMS COMMUNITY DEVELOPMENT DISTRICT**  
**Statement of Revenues, Expenditures and Changes in Fund Balances**  
For the Period Ending February 29, 2024  
Series 2016 Debt Service Fund (200)  
*(In Whole Numbers)*

ACCOUNT DESCRIPTION	ANNUAL ADOPTED BUDGET	YEAR TO DATE ACTUAL	VARIANCE (\$) FAV(UNFAV)	YTD ACTUAL AS A % OF ADOPTED BUD
<b><u>REVENUES</u></b>				
Interest - Investments	\$ -	\$ 14,804	\$ 14,804	0.00%
Special Assmnts- Tax Collector	734,563	728,763	(5,800)	99.21%
<b>TOTAL REVENUES</b>	<b>734,563</b>	<b>743,567</b>	<b>9,004</b>	<b>101.23%</b>
<b><u>EXPENDITURES</u></b>				
<b><u>Debt Service</u></b>				
Principal Debt Retirement	240,000	250,000	(10,000)	104.17%
Interest Expense	494,563	247,341	247,222	50.01%
<b>Total Debt Service</b>	<b>734,563</b>	<b>497,341</b>	<b>237,222</b>	<b>67.71%</b>
<b>TOTAL EXPENDITURES</b>	<b>734,563</b>	<b>497,341</b>	<b>237,222</b>	<b>67.71%</b>
Excess (deficiency) of revenues				
Over (under) expenditures	-	246,226	246,226	0.00%
<b>FUND BALANCE, BEGINNING (OCT 1, 2023)</b>		<b>1,159,331</b>		
<b>FUND BALANCE, ENDING</b>		<b>\$ 1,405,557</b>		

**CORKSCREW FARMS COMMUNITY DEVELOPMENT DISTRICT**  
**Statement of Revenues, Expenditures and Changes in Fund Balances**  
For the Period Ending February 29, 2024  
Series 2017 Debt Service Fund (201)  
*(In Whole Numbers)*

ACCOUNT DESCRIPTION	ANNUAL ADOPTED BUDGET	YEAR TO DATE ACTUAL	VARIANCE (\$) FAV(UNFAV)	YTD ACTUAL AS A % OF ADOPTED BUD
<b><u>REVENUES</u></b>				
Interest - Investments	\$ -	\$ 16,582	\$ 16,582	0.00%
Special Assmnts- Tax Collector	919,544	905,594	(13,950)	98.48%
<b>TOTAL REVENUES</b>	<b>919,544</b>	<b>922,176</b>	<b>2,632</b>	<b>100.29%</b>
<b><u>EXPENDITURES</u></b>				
<b><u>Debt Service</u></b>				
Principal Debt Retirement	250,000	255,000	(5,000)	102.00%
Interest Expense	669,544	339,391	330,153	50.69%
<b>Total Debt Service</b>	<b>919,544</b>	<b>594,391</b>	<b>325,153</b>	<b>64.64%</b>
<b>TOTAL EXPENDITURES</b>	<b>919,544</b>	<b>594,391</b>	<b>325,153</b>	<b>64.64%</b>
Excess (deficiency) of revenues				
Over (under) expenditures	-	327,785	327,785	0.00%
<b>FUND BALANCE, BEGINNING (OCT 1, 2023)</b>		<b>1,337,752</b>		
<b>FUND BALANCE, ENDING</b>		<b>\$ 1,665,537</b>		

**CORKSCREW FARMS COMMUNITY DEVELOPMENT DISTRICT**  
**Statement of Revenues, Expenditures and Changes in Fund Balances**  
For the Period Ending February 29, 2024  
Series 2017 Capital Projects Fund (301)  
*(In Whole Numbers)*

ACCOUNT DESCRIPTION	ANNUAL ADOPTED BUDGET	YEAR TO DATE ACTUAL	VARIANCE (\$) FAV(UNFAV)	YTD ACTUAL AS A % OF ADOPTED BUD
<b><u>REVENUES</u></b>				
<b>TOTAL REVENUES</b>	-	-	-	<b>0.00%</b>
<b><u>EXPENDITURES</u></b>				
<b>TOTAL EXPENDITURES</b>	-	-	-	<b>0.00%</b>
Excess (deficiency) of revenues				
Over (under) expenditures	-	-	-	0.00%
<b>FUND BALANCE, BEGINNING (OCT 1, 2023)</b>		<b>3</b>		
<b>FUND BALANCE, ENDING</b>		<b><u>\$ 3</u></b>		

**CORKSCREW FARMS COMMUNITY DEVELOPMENT DISTRICT**  
**Statement of Revenues, Expenditures and Changes in Fund Balances**  
For the Period Ending February 29, 2024  
General Fixed Assets Fund (900)  
*(In Whole Numbers)*

ACCOUNT DESCRIPTION	ANNUAL ADOPTED BUDGET	YEAR TO DATE ACTUAL	VARIANCE (\$) FAV(UNFAV)	YTD ACTUAL AS A % OF ADOPTED BUD
<b><u>REVENUES</u></b>				
<b>TOTAL REVENUES</b>	-	-	-	<b>0.00%</b>
<b><u>EXPENDITURES</u></b>				
<b>TOTAL EXPENDITURES</b>	-	-	-	<b>0.00%</b>
Excess (deficiency) of revenues Over (under) expenditures	-	-	-	0.00%
<b>FUND BALANCE, BEGINNING (OCT 1, 2023)</b>		<b>22,459,733</b>		
<b>FUND BALANCE, ENDING</b>		<b><u>\$ 22,459,733</u></b>		

**CORKSCREW FARMS COMMUNITY DEVELOPMENT DISTRICT**  
**Statement of Revenues, Expenditures and Changes in Fund Balances**  
For the Period Ending February 29, 2024  
General Long-Term Debt Fund (950)  
*(In Whole Numbers)*

ACCOUNT DESCRIPTION	ANNUAL ADOPTED BUDGET	YEAR TO DATE ACTUAL	VARIANCE (\$) FAV(UNFAV)	YTD ACTUAL AS A % OF ADOPTED BUD
<b><u>REVENUES</u></b>				
<b>TOTAL REVENUES</b>	-	-	-	<b>0.00%</b>
<b><u>EXPENDITURES</u></b>				
<b>TOTAL EXPENDITURES</b>	-	-	-	<b>0.00%</b>
Excess (deficiency) of revenues				
Over (under) expenditures	-	-	-	0.00%
<b>FUND BALANCE, BEGINNING (OCT 1, 2023)</b>		(1)		
<b>FUND BALANCE, ENDING</b>		<u><u>\$ (1)</u></u>		

CORKSCREW FARMS CDD

Bank Reconciliation

Bank Account No.	5580	Busey - GF Operating
Statement No.	02-24	
Statement Date	2/29/2024	

G/L Balance (LCY)	94,664.79	Statement Balance	125,172.20
G/L Balance	94,664.79	Outstanding Deposits	0.00
Positive Adjustments	0.00		
		Subtotal	125,172.20
Subtotal	94,664.79	Outstanding Checks	30,507.41
Negative Adjustments	0.00	Differences	0.00
Ending G/L Balance	94,664.79	Ending Balance	94,664.79
Difference	0.00		

Posting Date	Document Type	Document No.	Description		Amount	Cleared Amount	Difference
Checks							
10/1/2022		JE000220	Audit AJE **-Reversal		1,470.00	1,470.00	0.00
1/24/2024	Payment	1175	CORKSCREW FARMS CDD		35,496.86	35,496.86	0.00
1/24/2024	Payment	1176	GANNETT FLORIDA LOCALIQ		1,019.42	1,019.42	0.00
2/7/2024	Payment	1177	COLEMAN, YOVANOVICH		70.00	70.00	0.00
2/7/2024	Payment	1178	INFRAMARK LLC		3,133.93	3,133.93	0.00
Total Checks					41,190.21	41,190.21	0.00
Deposits							
9/30/2022		JE000219	Audit AJE **	G/L	1,470.00	1,470.00	0.00
2/15/2024		JE000237	Debt Service/ Tax Revenue	G/L	28,211.40	28,211.40	0.00
Total Deposits					29,681.40	29,681.40	0.00
Outstanding Checks							
1/10/2024	Payment	1171	NEWS-PRESS MEDIA GROUP		636.68	0.00	636.68
2/28/2024	Payment	1179	CORKSCREW FARMS CDD		26,713.07	0.00	26,713.07
2/28/2024	Payment	1180	GANNETT FLORIDA LOCALIQ		24.33	0.00	24.33
2/28/2024	Payment	1181	INFRAMARK LLC		3,133.33	0.00	3,133.33
Total Outstanding Checks.....					30,507.41		30,507.41

# **Corkscrew Farms Community Development District**

Financial Statements  
(Unaudited)

Period Ending  
March 31, 2024

Prepared by:



2005 Pan Am Circle ~ Suite 300 ~ Tampa, Florida 33607  
Phone (813) 873-7300 ~ Fax (813) 873-7070

# CORKSCREW FARMS COMMUNITY DEVELOPMENT DISTRICT

## Balance Sheet

As of March 31, 2024

*(In Whole Numbers)*

ACCOUNT DESCRIPTION	GENERAL FUND	SERIES 2016	SERIES 2017	SERIES 2017	GENERAL	GENERAL	TOTAL
		DEBT SERVICE FUND	DEBT SERVICE FUND	CAPITAL PROJECTS FUND	FIXED ASSETS FUND	LONG-TERM DEBT FUND	
<b>ASSETS</b>							
Cash - Operating Account	\$ 91,981	\$ -	\$ -	\$ -	\$ -	\$ -	\$ 91,981
Cash in Transit	-	5,846	7,265	-	-	-	13,111
Due From Other Funds	-	267	329	3	-	-	599
Investments:							
Prepayment Account	-	7,132	5,182	-	-	-	12,314
Reserve Fund	-	555,744	691,085	-	-	-	1,246,829
Revenue Fund	-	847,256	974,640	-	-	-	1,821,896
Fixed Assets							
Construction Work In Process	-	-	-	-	22,459,733	-	22,459,733
Amount Avail In Debt Services	-	-	-	-	-	4,067,671	4,067,671
Amount To Be Provided	-	-	-	-	-	19,722,272	19,722,272
<b>TOTAL ASSETS</b>	<b>\$ 91,981</b>	<b>\$ 1,416,245</b>	<b>\$ 1,678,501</b>	<b>\$ 3</b>	<b>\$ 22,459,733</b>	<b>\$ 23,789,943</b>	<b>\$ 49,436,406</b>
<b>LIABILITIES</b>							
Accounts Payable	\$ -	\$ -	\$ -	\$ -	\$ -	\$ -	-
Accrued Expenses	6,800	-	-	-	-	-	6,800
Due to Other	1,470	-	-	-	-	-	1,470
Bonds Payable	-	-	-	-	-	23,789,944	23,789,944
Due To Other Funds	599	-	-	-	-	-	599
<b>TOTAL LIABILITIES</b>	<b>8,869</b>	<b>-</b>	<b>-</b>	<b>-</b>	<b>-</b>	<b>23,789,944</b>	<b>23,798,813</b>



# CORKSCREW FARMS COMMUNITY DEVELOPMENT DISTRICT

## Balance Sheet

As of March 31, 2024

(In Whole Numbers)

ACCOUNT DESCRIPTION	GENERAL FUND	SERIES 2016 DEBT SERVICE FUND	SERIES 2017 DEBT SERVICE FUND	SERIES 2017		GENERAL FIXED ASSETS FUND	GENERAL LONG-TERM DEBT FUND	TOTAL
				CAPITAL PROJECTS FUND				
FUND BALANCES								
Restricted for:								
Debt Service	-	1,416,245	1,678,501	-	-	-	-	3,094,746
Capital Projects	-	-	-	3	-	-	-	3
Unassigned:	83,112	-	-	-	22,459,733		(1)	22,542,844
TOTAL FUND BALANCES	83,112	1,416,245	1,678,501	3	22,459,733		(1)	25,637,593
TOTAL LIABILITIES & FUND BALANCES	\$ 91,981	\$ 1,416,245	\$ 1,678,501	\$ 3	\$ 22,459,733	\$ 23,789,943	\$	\$ 49,436,406

**CORKSCREW FARMS COMMUNITY DEVELOPMENT DISTRICT**  
**Statement of Revenues, Expenditures and Changes in Fund Balances**  
For the Period Ending March 31, 2024  
General Fund (001)  
*(In Whole Numbers)*

ACCOUNT DESCRIPTION	ANNUAL ADOPTED BUDGET	YEAR TO DATE ACTUAL	VARIANCE (\$) FAV(UNFAV)	YTD ACTUAL AS A % OF ADOPTED BUD
<b><u>REVENUES</u></b>				
Special Assmnts- Tax Collector	\$ 93,210	\$ 92,406	\$ (804)	99.14%
<b>TOTAL REVENUES</b>	<b>93,210</b>	<b>92,406</b>	<b>(804)</b>	<b>99.14%</b>
<b><u>EXPENDITURES</u></b>				
<b><u>Administration</u></b>				
ProfServ-Trustee Fees	10,700	5,041	5,659	47.11%
Disclosure Report	4,200	1,050	3,150	25.00%
District Counsel	9,500	301	9,199	3.17%
District Engineer	9,000	503	8,497	5.59%
District Manager	34,000	17,000	17,000	50.00%
Auditing Services	6,800	-	6,800	0.00%
Website Compliance	1,500	1,500	-	100.00%
Postage, Phone, Faxes, Copies	150	16	134	10.67%
Public Officials Insurance	3,168	2,851	317	89.99%
Legal Advertising	1,000	1,402	(402)	140.20%
Bank Fees	100	-	100	0.00%
Website Administration	1,500	774	726	51.60%
Office Supplies	126	-	126	0.00%
Dues, Licenses, Subscriptions	1,500	1,500	-	100.00%
<b>Total Administration</b>	<b>83,244</b>	<b>31,938</b>	<b>51,306</b>	<b>38.37%</b>
<b><u>Other Physical Environment</u></b>				
Insurance -Property & Casualty	9,736	13,074	(3,338)	134.29%
<b>Total Other Physical Environment</b>	<b>9,736</b>	<b>13,074</b>	<b>(3,338)</b>	<b>134.29%</b>
<b><u>Reserves</u></b>				
Reserve - Undesignated	230	-	230	0.00%
<b>Total Reserves</b>	<b>230</b>	<b>-</b>	<b>230</b>	<b>0.00%</b>
<b>TOTAL EXPENDITURES &amp; RESERVES</b>	<b>93,210</b>	<b>45,012</b>	<b>48,198</b>	<b>48.29%</b>
Excess (deficiency) of revenues				
Over (under) expenditures	-	47,394	47,394	0.00%
<b>FUND BALANCE, BEGINNING (OCT 1, 2023)</b>		<b>35,718</b>		
<b>FUND BALANCE, ENDING</b>		<b>\$ 83,112</b>		

**CORKSCREW FARMS COMMUNITY DEVELOPMENT DISTRICT**  
**Statement of Revenues, Expenditures and Changes in Fund Balances**  
For the Period Ending March 31, 2024  
Series 2016 Debt Service Fund (200)  
*(In Whole Numbers)*

ACCOUNT DESCRIPTION	ANNUAL ADOPTED BUDGET	YEAR TO DATE ACTUAL	VARIANCE (\$) FAV(UNFAV)	YTD ACTUAL AS A % OF ADOPTED BUD
<b><u>REVENUES</u></b>				
Interest - Investments	\$ -	\$ 19,646	\$ 19,646	0.00%
Special Assmnts- Tax Collector	734,563	734,609	46	100.01%
<b>TOTAL REVENUES</b>	<b>734,563</b>	<b>754,255</b>	<b>19,692</b>	<b>102.68%</b>
<b><u>EXPENDITURES</u></b>				
<b><u>Debt Service</u></b>				
Principal Debt Retirement	240,000	250,000	(10,000)	104.17%
Interest Expense	494,563	247,341	247,222	50.01%
<b>Total Debt Service</b>	<b>734,563</b>	<b>497,341</b>	<b>237,222</b>	<b>67.71%</b>
<b>TOTAL EXPENDITURES</b>	<b>734,563</b>	<b>497,341</b>	<b>237,222</b>	<b>67.71%</b>
Excess (deficiency) of revenues				
Over (under) expenditures	-	256,914	256,914	0.00%
<b>FUND BALANCE, BEGINNING (OCT 1, 2023)</b>		<b>1,159,331</b>		
<b>FUND BALANCE, ENDING</b>		<b>\$ 1,416,245</b>		

**CORKSCREW FARMS COMMUNITY DEVELOPMENT DISTRICT**  
**Statement of Revenues, Expenditures and Changes in Fund Balances**  
For the Period Ending March 31, 2024  
Series 2017 Debt Service Fund (201)  
*(In Whole Numbers)*

ACCOUNT DESCRIPTION	ANNUAL ADOPTED BUDGET	YEAR TO DATE ACTUAL	VARIANCE (\$) FAV(UNFAV)	YTD ACTUAL AS A % OF ADOPTED BUD
<b><u>REVENUES</u></b>				
Interest - Investments	\$ -	\$ 22,281	\$ 22,281	0.00%
Special Assmnts- Tax Collector	919,544	912,859	(6,685)	99.27%
<b>TOTAL REVENUES</b>	<b>919,544</b>	<b>935,140</b>	<b>15,596</b>	<b>101.70%</b>
<b><u>EXPENDITURES</u></b>				
<b><u>Debt Service</u></b>				
Principal Debt Retirement	250,000	255,000	(5,000)	102.00%
Interest Expense	669,544	339,391	330,153	50.69%
<b>Total Debt Service</b>	<b>919,544</b>	<b>594,391</b>	<b>325,153</b>	<b>64.64%</b>
<b>TOTAL EXPENDITURES</b>	<b>919,544</b>	<b>594,391</b>	<b>325,153</b>	<b>64.64%</b>
Excess (deficiency) of revenues				
Over (under) expenditures	-	340,749	340,749	0.00%
<b>FUND BALANCE, BEGINNING (OCT 1, 2023)</b>		<b>1,337,752</b>		
<b>FUND BALANCE, ENDING</b>		<b>\$ 1,678,501</b>		

**CORKSCREW FARMS COMMUNITY DEVELOPMENT DISTRICT**  
**Statement of Revenues, Expenditures and Changes in Fund Balances**  
For the Period Ending March 31, 2024  
Series 2017 Capital Projects Fund (301)  
*(In Whole Numbers)*

<u>ACCOUNT DESCRIPTION</u>	<u>ANNUAL ADOPTED BUDGET</u>	<u>YEAR TO DATE ACTUAL</u>	<u>VARIANCE (\$) FAV(UNFAV)</u>	<u>YTD ACTUAL AS A % OF ADOPTED BUD</u>
<b><u>REVENUES</u></b>				
<b>TOTAL REVENUES</b>	-	-	-	<b>0.00%</b>
<b><u>EXPENDITURES</u></b>				
<b>TOTAL EXPENDITURES</b>	-	-	-	<b>0.00%</b>
Excess (deficiency) of revenues				
Over (under) expenditures	-	-	-	0.00%
<b>FUND BALANCE, BEGINNING (OCT 1, 2023)</b>		<b>3</b>		
<b>FUND BALANCE, ENDING</b>		<b><u>\$ 3</u></b>		

**CORKSCREW FARMS COMMUNITY DEVELOPMENT DISTRICT**  
**Statement of Revenues, Expenditures and Changes in Fund Balances**  
For the Period Ending March 31, 2024  
General Fixed Assets Fund (900)  
*(In Whole Numbers)*

ACCOUNT DESCRIPTION	ANNUAL ADOPTED BUDGET	YEAR TO DATE ACTUAL	VARIANCE (\$) FAV(UNFAV)	YTD ACTUAL AS A % OF ADOPTED BUD
<b><u>REVENUES</u></b>				
<b>TOTAL REVENUES</b>	-	-	-	<b>0.00%</b>
<b><u>EXPENDITURES</u></b>				
<b>TOTAL EXPENDITURES</b>	-	-	-	<b>0.00%</b>
Excess (deficiency) of revenues				
Over (under) expenditures	-	-	-	0.00%
<b>FUND BALANCE, BEGINNING (OCT 1, 2023)</b>		<b>22,459,733</b>		
<b>FUND BALANCE, ENDING</b>		<b><u>\$ 22,459,733</u></b>		

**CORKSCREW FARMS COMMUNITY DEVELOPMENT DISTRICT**  
**Statement of Revenues, Expenditures and Changes in Fund Balances**  
For the Period Ending March 31, 2024  
General Long-Term Debt Fund (950)  
*(In Whole Numbers)*

ACCOUNT DESCRIPTION	ANNUAL ADOPTED BUDGET	YEAR TO DATE ACTUAL	VARIANCE (\$) FAV(UNFAV)	YTD ACTUAL AS A % OF ADOPTED BUD
<b><u>REVENUES</u></b>				
<b>TOTAL REVENUES</b>	-	-	-	<b>0.00%</b>
<b><u>EXPENDITURES</u></b>				
<b>TOTAL EXPENDITURES</b>	-	-	-	<b>0.00%</b>
Excess (deficiency) of revenues				
Over (under) expenditures	-	-	-	0.00%
<b>FUND BALANCE, BEGINNING (OCT 1, 2023)</b>		(1)		
<b>FUND BALANCE, ENDING</b>		<u><u>\$ (1)</u></u>		

# Bank Account Statement

Corkscrew Farms CDD

Bank Account Statement: Bank Account No.: 5580, Statement No.: 03-24

Currency Code

Statement Date	03/31/24	Statement Balance	106,006.46
Balance Last Statement	125,172.20	Outstanding Bank Transactions	0.00
Statement Ending Balance	106,006.46	Subtotal	106,006.46
		Outstanding Checks	-14,025.80
G/L Balance at 03/31/24	91,980.66	Bank Account Balance	91,980.66

Transaction Date	Type	Document No.	Description	Value Date	Applied Entries	Applied Amount	Statement Amount
Statement No. 03-24							
02/28/24	Bank Account Ledger Entry	1179	Check for Vendor V00014		1	-26,713.07	-26,713.07
02/28/24	Bank Account Ledger Entry	1180	Check for Vendor V00024		1	-24.33	-24.33
02/28/24	Bank Account Ledger Entry	1181	Check for Vendor V00018		1	-3,133.33	-3,133.33
03/13/24	Bank Account Ledger Entry	JE000246	Debt Service/ Tax Revenue		1	13,845.99	13,845.99
03/26/24	Bank Account Ledger Entry	1185	Check for Vendor V00018		1	-3,141.00	-3,141.00
Total						-19,165.74	-19,165.74

## Outstanding Payments

Posting Date	Document Type	Document No.	Description	Statement Amount
Quantity				0
Total				

## Outstanding Checks

Posting Date	Document Type	Check No.	Description	Statement Amount
01/10/24	Payment	1171	Check for Vendor V00011	-636.68
03/26/24	Payment	1182	Check for Vendor V00010	-240.00
03/26/24	Payment	1183	Check for Vendor V00004	-38.50
03/26/24	Payment	1184	Check for Vendor V00014	-13,110.62
Quantity				4
Total				-14,025.80



# **Corkscrew Farms Community Development District**

Financial Statements  
(Unaudited)

Period Ending  
April 30, 2024

Prepared by:



2005 Pan Am Circle ~ Suite 300 ~ Tampa, Florida 33607  
Phone (813) 873-7300 ~ Fax (813) 873-7070

**CORKSCREW FARMS COMMUNITY DEVELOPMENT DISTRICT**

**Balance Sheet**

As of April 30, 2024

*(In Whole Numbers)*

ACCOUNT DESCRIPTION	SERIES 2017						TOTAL
	GENERAL FUND	SERIES 2016 DEBT SERVICE FUND	SERIES 2017 DEBT SERVICE FUND	CAPITAL PROJECTS FUND	GENERAL FIXED ASSETS FUND	GENERAL LONG-TERM DEBT FUND	
<b>ASSETS</b>							
Cash - Operating Account	\$ 88,806	\$ -	\$ -	\$ -	\$ -	\$ -	\$ 88,806
Cash in Transit	-	12,421	15,434	-	-	-	27,855
Due From Other Funds	-	267	329	3	-	-	599
Investments:							
Prepayment Account	-	7,156	5,196	-	-	-	12,352
Reserve Fund	-	555,744	691,085	-	-	-	1,246,829
Revenue Fund	-	856,602	985,927	-	-	-	1,842,529
Fixed Assets							
Construction Work In Process	-	-	-	-	22,459,733	-	22,459,733
Amount Avail In Debt Services	-	-	-	-	-	4,067,671	4,067,671
Amount To Be Provided	-	-	-	-	-	19,722,272	19,722,272
<b>TOTAL ASSETS</b>	<b>\$ 88,806</b>	<b>\$ 1,432,190</b>	<b>\$ 1,697,971</b>	<b>\$ 3</b>	<b>\$ 22,459,733</b>	<b>\$ 23,789,943</b>	<b>\$ 49,468,646</b>

**LIABILITIES**

Accounts Payable	\$ 4,547	\$ -	\$ -	\$ -	\$ -	\$ -	\$ 4,547
Accrued Expenses	6,800	-	-	-	-	-	6,800
Due to Other	1,470	-	-	-	-	-	1,470
Bonds Payable	-	-	-	-	-	23,789,944	23,789,944
Due To Other Funds	599	-	-	-	-	-	599
<b>TOTAL LIABILITIES</b>	<b>13,416</b>	<b>-</b>	<b>-</b>	<b>-</b>	<b>-</b>	<b>23,789,944</b>	<b>23,803,360</b>

CORKSCREW FARMS COMMUNITY DEVELOPMENT DISTRICT

Balance Sheet  
As of April 30, 2024  
(In Whole Numbers)

ACCOUNT DESCRIPTION	SERIES 2017						
	GENERAL	SERIES 2016	SERIES 2017	CAPITAL	GENERAL	GENERAL	TOTAL
	FUND	DEBT SERVICE	DEBT SERVICE	PROJECTS	FIXED ASSETS	LONG-TERM	
FUND	FUND	FUND	FUND	FUND	DEBT FUND		
<b><u>FUND BALANCES</u></b>							
Restricted for:							
Debt Service	-	1,432,190	1,697,971	-	-	-	3,130,161
Capital Projects	-	-	-	3	-	-	3
Unassigned:	75,390	-	-	-	22,459,733	(1)	22,535,122
<b>TOTAL FUND BALANCES</b>	<b>75,390</b>	<b>1,432,190</b>	<b>1,697,971</b>	<b>3</b>	<b>22,459,733</b>	<b>(1)</b>	<b>25,665,286</b>
<b>TOTAL LIABILITIES &amp; FUND BALANCES</b>	<b>\$ 88,806</b>	<b>\$ 1,432,190</b>	<b>\$ 1,697,971</b>	<b>\$ 3</b>	<b>\$ 22,459,733</b>	<b>\$ 23,789,943</b>	<b>\$ 49,468,646</b>

**CORKSCREW FARMS COMMUNITY DEVELOPMENT DISTRICT**  
**Statement of Revenues, Expenditures and Changes in Fund Balances**  
For the Period Ending April 30, 2024  
General Fund (001)  
*(In Whole Numbers)*

ACCOUNT DESCRIPTION	ANNUAL ADOPTED BUDGET	YEAR TO DATE ACTUAL	VARIANCE (\$) FAV(UNFAV)	YTD ACTUAL AS A % OF ADOPTED BUD
<b><u>REVENUES</u></b>				
Special Assmnts- Tax Collector	\$ 93,210	\$ 93,968	\$ 758	100.81%
<b>TOTAL REVENUES</b>	<b>93,210</b>	<b>93,968</b>	<b>758</b>	<b>100.81%</b>
<b><u>EXPENDITURES</u></b>				
<b><u>Administration</u></b>				
ProfServ-Trustee Fees	10,700	10,374	326	96.95%
Disclosure Report	4,200	1,225	2,975	29.17%
District Counsel	9,500	378	9,122	3.98%
District Engineer	9,000	1,878	7,122	20.87%
District Manager	34,000	19,833	14,167	58.33%
Auditing Services	6,800	-	6,800	0.00%
Website Compliance	1,500	1,500	-	100.00%
Postage, Phone, Faxes, Copies	150	18	132	12.00%
Public Officials Insurance	3,168	2,851	317	89.99%
Legal Advertising	1,000	1,402	(402)	140.20%
Bank Fees	100	-	100	0.00%
Website Administration	1,500	899	601	59.93%
Office Supplies	126	-	126	0.00%
Dues, Licenses, Subscriptions	1,500	1,500	-	100.00%
<b>Total Administration</b>	<b>83,244</b>	<b>41,858</b>	<b>41,386</b>	<b>50.28%</b>
<b><u>Other Physical Environment</u></b>				
Insurance -Property & Casualty	9,736	13,074	(3,338)	134.29%
<b>Total Other Physical Environment</b>	<b>9,736</b>	<b>13,074</b>	<b>(3,338)</b>	<b>134.29%</b>
<b><u>Reserves</u></b>				
Reserve - Undesignated	230	-	230	0.00%
<b>Total Reserves</b>	<b>230</b>	<b>-</b>	<b>230</b>	<b>0.00%</b>
<b>TOTAL EXPENDITURES &amp; RESERVES</b>	<b>93,210</b>	<b>54,932</b>	<b>38,278</b>	<b>58.93%</b>
Excess (deficiency) of revenues				
Over (under) expenditures	-	39,036	39,036	0.00%
<b>FUND BALANCE, BEGINNING (OCT 1, 2023)</b>		<b>36,354</b>		
<b>FUND BALANCE, ENDING</b>		<b>\$ 75,390</b>		

**CORKSCREW FARMS COMMUNITY DEVELOPMENT DISTRICT**  
**Statement of Revenues, Expenditures and Changes in Fund Balances**  
For the Period Ending April 30, 2024  
Series 2016 Debt Service Fund (200)  
*(In Whole Numbers)*

ACCOUNT DESCRIPTION	ANNUAL ADOPTED BUDGET	YEAR TO DATE ACTUAL	VARIANCE (\$) FAV(UNFAV)	YTD ACTUAL AS A % OF ADOPTED BUD
<b><u>REVENUES</u></b>				
Interest - Investments	\$ -	\$ 23,170	\$ 23,170	0.00%
Special Assmnts- Tax Collector	734,563	747,030	12,467	101.70%
<b>TOTAL REVENUES</b>	<b>734,563</b>	<b>770,200</b>	<b>35,637</b>	<b>104.85%</b>
<b><u>EXPENDITURES</u></b>				
<b><u>Debt Service</u></b>				
Principal Debt Retirement	240,000	250,000	(10,000)	104.17%
Interest Expense	494,563	247,341	247,222	50.01%
<b>Total Debt Service</b>	<b>734,563</b>	<b>497,341</b>	<b>237,222</b>	<b>67.71%</b>
<b>TOTAL EXPENDITURES</b>	<b>734,563</b>	<b>497,341</b>	<b>237,222</b>	<b>67.71%</b>
Excess (deficiency) of revenues				
Over (under) expenditures	-	272,859	272,859	0.00%
<b>FUND BALANCE, BEGINNING (OCT 1, 2023)</b>		<b>1,159,331</b>		
<b>FUND BALANCE, ENDING</b>		<b>\$ 1,432,190</b>		

**CORKSCREW FARMS COMMUNITY DEVELOPMENT DISTRICT**  
**Statement of Revenues, Expenditures and Changes in Fund Balances**  
For the Period Ending April 30, 2024  
Series 2017 Debt Service Fund (201)  
*(In Whole Numbers)*

ACCOUNT DESCRIPTION	ANNUAL ADOPTED BUDGET	YEAR TO DATE ACTUAL	VARIANCE (\$) FAV(UNFAV)	YTD ACTUAL AS A % OF ADOPTED BUD
<b><u>REVENUES</u></b>				
Interest - Investments	\$ -	\$ 26,317	\$ 26,317	0.00%
Special Assmnts- Tax Collector	919,544	928,293	8,749	100.95%
<b>TOTAL REVENUES</b>	<b>919,544</b>	<b>954,610</b>	<b>35,066</b>	<b>103.81%</b>
<b><u>EXPENDITURES</u></b>				
<b><u>Debt Service</u></b>				
Principal Debt Retirement	250,000	255,000	(5,000)	102.00%
Interest Expense	669,544	339,391	330,153	50.69%
<b>Total Debt Service</b>	<b>919,544</b>	<b>594,391</b>	<b>325,153</b>	<b>64.64%</b>
<b>TOTAL EXPENDITURES</b>	<b>919,544</b>	<b>594,391</b>	<b>325,153</b>	<b>64.64%</b>
Excess (deficiency) of revenues				
Over (under) expenditures	-	360,219	360,219	0.00%
<b>FUND BALANCE, BEGINNING (OCT 1, 2023)</b>		<b>1,337,752</b>		
<b>FUND BALANCE, ENDING</b>		<b>\$ 1,697,971</b>		

**CORKSCREW FARMS COMMUNITY DEVELOPMENT DISTRICT**  
**Statement of Revenues, Expenditures and Changes in Fund Balances**  
For the Period Ending April 30, 2024  
Series 2017 Capital Projects Fund (301)  
*(In Whole Numbers)*

ACCOUNT DESCRIPTION	ANNUAL ADOPTED BUDGET	YEAR TO DATE ACTUAL	VARIANCE (\$) FAV(UNFAV)	YTD ACTUAL AS A % OF ADOPTED BUD
<b><u>REVENUES</u></b>				
<b>TOTAL REVENUES</b>	-	-	-	<b>0.00%</b>
<b><u>EXPENDITURES</u></b>				
<b>TOTAL EXPENDITURES</b>	-	-	-	<b>0.00%</b>
Excess (deficiency) of revenues				
Over (under) expenditures	-	-	-	0.00%
<b>FUND BALANCE, BEGINNING (OCT 1, 2023)</b>		<b>3</b>		
<b>FUND BALANCE, ENDING</b>		<b><u>\$ 3</u></b>		

**CORKSCREW FARMS COMMUNITY DEVELOPMENT DISTRICT**  
**Statement of Revenues, Expenditures and Changes in Fund Balances**  
For the Period Ending April 30, 2024  
General Fixed Assets Fund (900)  
*(In Whole Numbers)*

ACCOUNT DESCRIPTION	ANNUAL ADOPTED BUDGET	YEAR TO DATE ACTUAL	VARIANCE (\$) FAV(UNFAV)	YTD ACTUAL AS A % OF ADOPTED BUD
<b><u>REVENUES</u></b>				
<b>TOTAL REVENUES</b>	-	-	-	<b>0.00%</b>
<b><u>EXPENDITURES</u></b>				
<b>TOTAL EXPENDITURES</b>	-	-	-	<b>0.00%</b>
Excess (deficiency) of revenues				
Over (under) expenditures	-	-	-	0.00%
<b>FUND BALANCE, BEGINNING (OCT 1, 2023)</b>		<b>22,459,733</b>		
<b>FUND BALANCE, ENDING</b>		<b><u>\$ 22,459,733</u></b>		



**CORKSCREW FARMS COMMUNITY DEVELOPMENT DISTRICT**  
**Statement of Revenues, Expenditures and Changes in Fund Balances**  
For the Period Ending April 30, 2024  
General Long-Term Debt Fund (950)  
*(In Whole Numbers)*

ACCOUNT DESCRIPTION	ANNUAL ADOPTED BUDGET	YEAR TO DATE ACTUAL	VARIANCE (\$) FAV(UNFAV)	YTD ACTUAL AS A % OF ADOPTED BUD
<b><u>REVENUES</u></b>				
<b>TOTAL REVENUES</b>	-	-	-	<b>0.00%</b>
<b><u>EXPENDITURES</u></b>				
<b>TOTAL EXPENDITURES</b>	-	-	-	<b>0.00%</b>
Excess (deficiency) of revenues				
Over (under) expenditures	-	-	-	0.00%
<b>FUND BALANCE, BEGINNING (OCT 1, 2023)</b>		(1)		
<b>FUND BALANCE, ENDING</b>		<u><u>\$ (1)</u></u>		

# Bank Account Statement

Corkscrew Farms CDD

Bank Account Statement: Bank Account No.: 5580, Statement No.: 04\_24

Currency Code

Statement Date	04/30/24	Statement Balance	121,994.53
Balance Last Statement	106,006.46	Outstanding Bank Transactions	0.00
Statement Ending Balance	121,994.53	Subtotal	121,994.53
		Outstanding Checks	-33,825.35
G/L Balance at 04/30/24	88,169.18	Bank Account Balance	88,169.18

Transaction Date	Type	Document No.	Description	Value Date	Applied Entries	Applied Amount	Statement Amount
Statement No. 04_24							
03/26/24	Bank Account Ledger Entry	1182	Check for Vendor V00010		1	-240.00	-240.00
03/26/24	Bank Account Ledger Entry	1183	Check for Vendor V00004		1	-38.50	-38.50
03/26/24	Bank Account Ledger Entry	1184	Check for Vendor V00014		1	-13,110.62	-13,110.62
04/16/24	Bank Account Ledger Entry	1186	Payment of Invoice 000225		1	-38.50	-38.50
04/16/24	Bank Account Ledger Entry	1187	Payment of Invoice 000224		1	-1.73	-1.73
04/15/24	Bank Account Ledger Entry	JE000263	DS pymt tax collector		1	29,417.42	29,417.42
Total						15,988.07	15,988.07

## Outstanding Payments

Posting Date	Document Type	Document No.	Description	Statement Amount
Quantity				0
Total				

## Outstanding Checks

Posting Date	Document Type	Check No.	Description	Statement Amount
04/26/24	Payment	1188	Check for Vendor V00014	-27,855.04
04/26/24	Payment	1189	Check for Vendor V00019	-5,333.63
Quantity				2
Total				-33,188.67